

Research and Reviews: Research Journal of Biology

A Review on Recent Publications Using Microwaves in Synthesis of Biologically Active Molecules

Anuradha Kumari*

Department of Pharmaceutical Chemistry, School of Advanced Sciences, VIT University, Vellore, India

Mini-Review

Received: 15/04/2015

Revised: 21/04/2015

Accepted: 25/04/2015

*For Correspondence

Department of Pharmaceutical Chemistry, School of Advanced Sciences, VIT University, Vellore, TN, India, PIN: 500005, E-mail: annuradha26@gmail.com

Keywords: Organic chemistry; Microwave; Sonochemistry; Green chemistry; Chemical moieties

ABSTRACT

There various methods adopted in synthetic organic chemistry including microwave assisted synthesis, sonochemistry and green chemistry. Applications of all microwaves in the synthesis of chemical moieties which are biologically active have been discussed with a short briefing of advantages of these techniques over the conventional approaches.

INTRODUCTION

The chemical moieties synthesized in organic chemistry are mostly the starting materials for the industrial production of pharmaceuticals [1-8], pesticides, polymers, food additives, colorants, etc. The conventional method of organic synthesis [9] involves of large amounts of solvents, high energy consumption, high quantities of catalysts, and also involves hectic procedures for purification of the products. The conventional methods also are responsible for many health issues to the handling people and also environment. The major harm to the people and environment is by the use of volatile [10-41] organic compounds (VOCs). VOCs are responsible for respiratory problems, allergic reactions, and also know to have immunogenic effects on children. The main of VOCs is in synthetic chemistry and manufacture of paints. VOCs not only harm the mankind but also the environment in many ways, the popular one being ozone [42-59] layer depletion.

To overcome all these, the researchers are always working on discovering alternatives which led to the development of novel approaches in organic synthesis like microwave assisted synthesis, sonochemistry, green chemistry [60-65] and other procedures. Though all these techniques doesn't assure of being advantageous over the conventional methods, they are safer to prefer.

Microwave assisted organic synthesis

In early days when it was discovered that microwaves heat water quickly, the scientists have incorporated this technique in home appliances to cook and heat the food products. Microwaves are electromagnetic waves which are located between the infrared and radio waves (wavelength: 1mm to 1 m; frequency: 30 Hz to 3 GHz). This range of radiations was used in telecommunication equipments and

later the industrial use of frequency was declared as 2.45 GHz by an international convention [66-117]. Microwaves are not only used in chemistry but also in all the fields of research [118,119].

During the past fifteen years, the use of microwaves in chemical synthesis have been extensively increased which can be inferred from the vast number of publications related to organic synthesis using microwaves. The number of publications involving organic synthesis is >2000 and the first one was by Gedye et al. [120] and Giguere et al. [121]. These revolutionary publications were followed by several publications with microwave assisted organic synthesis including both solvent and solvent free synthesis [122-125].

Brief principle and theory of microwaves

Microwaves are an electromagnetic radiation which acts as non-ionizing radiations causing molecular motions and rotation of the dipoles without affecting the basic molecular structure. Heat is produced as a result of rotating dipoles. Once the field is removed, the molecules return to a relaxed state releasing the thermal energy. Microwave-assisted digestion, dissolution or extraction constitutes a thriving field gathering the thermal effects of microwaves and their chemical effects (dielectric polarization). Thus, the production of heat is due to the dielectric loss but not conduction or convection [126].

The heating is dependent on the dielectric properties, the loss factor (ϵ'') and dielectric constant (ϵ'). The ability of a substance to absorb microwaves is dependent on dielectric constant while the dielectric loss factor represents the ability to transform the microwave energy into heat. The microwave phenomenon is dependent on the polarity [127-133], greater the polarity greater is the phenomenon and rise in temperature. The polarity of the molecules is increased from the ground state to that of the transition state.

Most of the reactions which do not occur by classical heating and which give low yields can be performed using microwave assistance with good yields. Few authors proposed the existence of a special effect called the microwave effect for the cause instead of rapid heating. Sometimes, the microwaves may result in chemo- or region-selective reactions by serendipity.

Types of microwave oven:

1. Domestic: These are used for domestic purpose, mainly to cook food.
2. Modified: These ovens are modified according to the apparatus to be used. Eg: A condenser may be attached to support the reactions involving solvent condensation.
3. Advanced: These ovens are modified according to the chemicals to be used (anti-corrosive).

Recent literature in synthetic organic chemistry involving microwaves

Thioethers [133] are used as starting material for synthesis of sulfones [134] and sulfoxides (important commercially) [135].

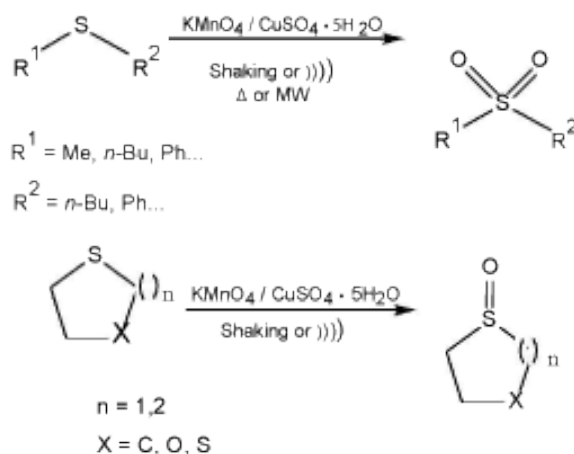


Figure 1: Green permanganate oxidation of thioethers [135].

Aromatic nucleophilic substitutions are carried out using sodium phenoxide and 1,3,5-trichlorotriazine under microwave irradiation [136].

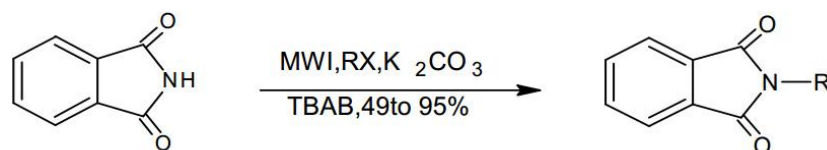


Figure 2: Synthesis of N-alkyl phthalimides using phthalimide, alkyl halides, potassium carbonate and TBA.

Synthesis of alkyl-substituted pyrroles [137-140]

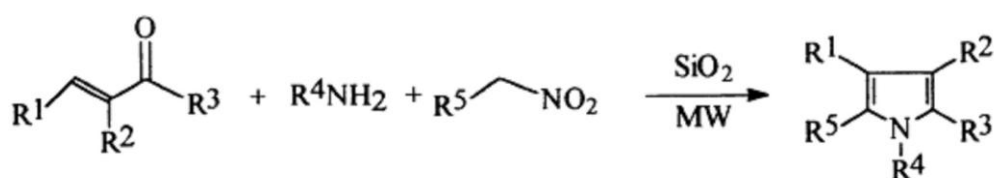


Figure 4: Synthesis of pyrrole [137].

Synthesis of arylimidazoles [141-145] in dry media in domestic oven [146].

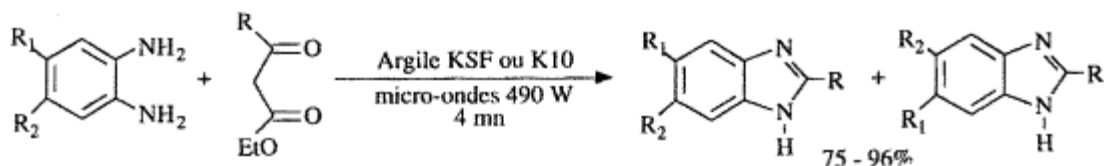


Figure 5: Synthesis of arylimidazoles [146].

Accelerated Pechmann reaction for synthesis of coumarin derivatives [147].

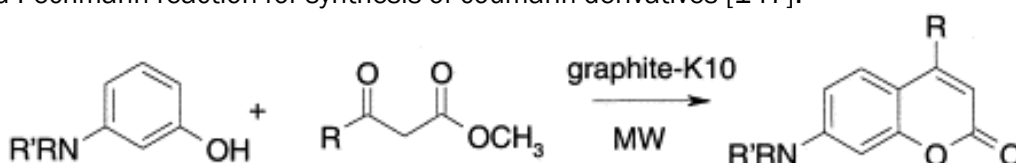


Figure 6: Synthesis of coumarin derivatives by Pechmann reaction [147].

CONCLUSION

Microwave synthesis is a very convenient way giving positive results in reactions which are either not possible or doesn't occur by conventional methods. Thus, the short review provides a overall knowledge about the use of microwaves in organic chemistry.

REFERENCES

1. Atkinson HC, Stanescu I, Beasley CPH, Salem II, et al. (2015) A Pharmacokinetic Analysis of a Novel Fixed Dose Oral Combination of Paracetamol and Ibuprofen, with Emphasis on Food Effect. *J Bioequiv Availab* 7:150-154. doi: 10.4172/jbb.1000230

2. Ahmad A, Sheikh S, Ali SM, Paithankar M, Mehta A, et al. (2015) Nanosomal Paclitaxel Lipid Suspension Demonstrates Higher Response Rates Compared to Paclitaxel in Patients with Metastatic Breast Cancer. *J Cancer Sci Ther* 7:116-120. doi: 10.4172/1948-5956.1000334
3. Löfberg R, Knittel T, Admyre C, von Stein P, Befrits R, et al. (2014) Treatment of Ulcerative Colitis Patients by Local Application of the Toll like Receptor-9 Agonist DIMS0150. *J Gastrointest Dig Syst* 4:243. doi: 10.4172/2161-069X.1000243
4. Jakimska A, Śliwka Kaszyńska M, Nagórski P, Kot Wasik A, Namieśnik J (2014) Environmental Fate of Two Psychiatric Drugs, Diazepam and Sertraline: Phototransformation and Investigation of their Photoproducts in Natural Waters. *J Chromatogr Sep Tech* 5:253. doi: 10.4172/2157-7064.1000253
5. Tawde SA (2014) Generic Pharmaceuticals: Is Pharmacovigilance Required?. *J Pharmacovigil* 2:e124. doi: 10.4172/2329-6887.1000e124 Tawde SA (2014) Generic Pharmaceuticals: Is Pharmacovigilance Required?. *J Pharmacovigil* 2:e124. doi: 10.4172/2329-6887.1000e124
6. Pavankumar PNV, Ayala PY, (2014) Comprehensive Comparative Study Using Ab Initio Computational Approaches on the Structures of Cisplatin, Oxaliplatin and BNP3029 (A Novel Substituted Cyano Ligand-based Platinum Analogue) and Activation Energy Barriers for the Attack of Nucleophiles on Cisplatin and BNP3029 and their Monoaquated Derivatives#. *J Phys Chem Biophys* 4: 163. doi: 10.4172/2161-0398.1000163
7. Misra H, Kazo F, Newmark JA (2014) Toxicology and Safety Determination for a Novel Therapeutic Dual Carbon Monoxide and Oxygen Delivery Agent. *J Clin Toxicol* 4:205. doi: 10.4172/2161-0495.1000206
8. Jawhari D, Alswisi M, Ghannam M, Halman JA (2014) Bioequivalence of a New Generic Formulation of Erlotinib Hydrochloride 150 mg Tablets versus Tarceva in Healthy Volunteers under Fasting Conditions. *J Bioequiv Availab* 6:119-123. doi: 10.4172/jbb.1000190
9. Bratychak M (2013) Organic Synthesis Industry: Yesterday, Today, Tomorrow. *Chem Sci J* 4: 076. doi: 10.4172/2150-3494.1000076
10. Silva LS, Bezerra LR, Azevedo Silva AMD, Heloisa Carneiro, de Morais RKO, et al. (2015) Greenhouse Gases and Volatiles Fat Acids in vitro of Glycerin Generated in the Biodiesel Production Chain. *J Food Process Technol* 6:429. doi: 10.4172/2157-7110.1000429
11. Tyagi AK, Prasad S (2015) Volatile Phytochemicals: Potential Role in Food Safety and Preservation. *Air Water Borne Diseases* 4:e133. doi: 10.4172/2167-7719.1000e133
12. Venkateswar Reddy M, Venkata Mohan S (2015) Polyhydroxy alkanooates Production by Newly Isolated Bacteria *Serratia ureilytica* Using Volatile Fatty Acids as Substrate: Bio-Electro Kinetic Analysis. *J Microb Biochem Technol* 7:026-032. doi: 10.4172/1948-5948.1000177
13. Eiceman GA, Paz ND, Rodriguez JE (2014) Volatile Organic Compounds in Headspace over Electrical Components at 75 to 200°C Part 2. Analytical Response with Gas Chromatography-Differential Mobility Spectrometry for Airborne Vapor Monitoring. *J Environ Anal Chem* 1:116. doi: 10.4172/JREAC.1000116
14. Cun Z, Hui L, Lan Y, Jian-hong C, Xue-zhu G, et al. (2014) The Influence of Different Processing Methods on Gardenia Volatile Components. *J Plant Biochem Physiol* 2:e126. doi: 10.4172/2329-9029.1000e126
15. Gnana Raja M, Geetha G, Sankaranarayanan A (2014) A Concise Study of Organic Volatile Impurities in Ten Different Marketed Formulations by [GC/HS-FID/MS] Gas Chromatography Technique. *J Anal Bioanal Tech* 5:202 doi: 10.4172/2155-9872.1000202
16. Abou El-Ela AA (2014) Potential of Some Volatile Oils and Chemicals against Lesser Wax Moth, *Acheria gresilla* F. (Lepidoptera: Pyralidae). *Entomol Ornithol Herpetol* 3:129. doi: 10.4172/2161-0983.1000129

17. Tank B, Moln L, Flesdi B, Moln C (2014) Occupational Hazards of Halogenated Volatile Anesthetics and their Prevention: Review of the Literature. *J Anesth Clin Res* 5:426. doi: 10.4172/2155-6148.1000426
18. Lasekan O, Azeez S (2014) Chemo-preventive Activities of Common Vegetables Volatile Organic Compounds (VOCs). *Pharm Anal Acta* 5:306. doi: 10.4172/2153-2435.1000306
19. Piano MD, Balzarini M, Pagliarulo M, Migliario M, Sforza F, et al. (2014) Correlation between Specific Bacterial Groups in the Oral Cavity and the Severity of Halitosis: Any Possible Beneficial Role for Selected Lactobacilli?. *J Gastroint Dig Syst* 4:197. doi: 10.4172/2161-069X.1000197
20. Ouoba S, Ouiminga KS, Zaida J, Cousin B, Sougoti M, et al. (2014) Influence of Ambient Pressure on the Evaporation of Volatile Organic Pollutants (VOP) during Soil Decontamination: Case of the Trichloroethylene (TCE). *J Pollut Eff Cont* 2:111 doi: 10.4172/2375-4397.1000111
21. Shin K, Aoyama I, Yamauchi K, Abe F, Yaegaki K (2013) Relationship between Bacterial Floras in Saliva and Tongue Coating and Volatile Sulfur Compounds in Oral Air. *J Microb Biochem Technol* 6:029-034. doi: 10.4172/1948-5948.1000117
22. Hariharan B, Singaravadivel K, Alagusundaram K (2013) Identification of Volatile Compounds in Coconut Toddy by GC-MS - Assisted With Different Solvent System. *J Microb Biochem Technol* 6:017-023. doi: 10.4172/1948-5948.1000115
23. Fatemi MH, Kouchakpour H, Malekzadeh H (2013) Chemometrics Optimization of Volatile Organic Compounds Analysis in Water by Static Headspace Gas Chromatography Mass Spectrometry. *Hydrol Current Res* 4:153. doi: 10.4172/2157-7587.1000153
24. Priya GL, Rameshkumar P, Ponmanickam P, Eswaran R, Sudarmani DNP et al. (2013) Identification of Volatile and Protein Profiles in the Sting and Mandibular Glands of the Worker Honey Bee (*Apis cerana indica*). *Biochem Physiol* 2:108. doi: 10.4172/2168-9652.1000108
25. Taurino M, De Domenico S, Bonsegna S, Santino A (2013) The Hydroperoxide Lyase Branch of the Oxylipin Pathway and Green Leaf Volatiles in Plant/Insect Interaction. *J Plant Biochem Physiol* 1:102. doi: 10.4172/2329-9029.1000102
26. Ragab AR, Al-Mazroua MK, Al-Haroony MA (2013) Clinical Impact of Associated Volatile Compounds in Acute Ethanol Poisoning. *J Alcoholism Drug Depend* 1:103. doi: 10.4172/2329-6488.1000103
27. Raghuvanshi S, Gupta S, Babu BV (2012) Growth Kinetics of Acclimated Mixed Culture for Degradation of Isopropyl Alcohol (IPA). *J Biotechnol Biomaterial* S13:002. doi: 10.4172/2155-952X.S13-002
28. Chanotiya CS, Singh SC (2012) Low Molecular Weight Volatiles in Western Himalayan *Artemisia*. *Med Aromat Plants* 1:e141. doi:10.4172/2167-0412.1000e141
29. Waxler B, Margeta B, Tureanu L, Fogg L (2012) Duration of the Surgery and Age are Risk Factors for QTc Interval Prolongation under General Anesthesia with Volatile Anesthetics. *J Anesth Clin Res* 3:254. doi: 10.4172/2155-6148.1000254
30. Meghwal M, Goswami TK (2012) A Review on the Functional Properties, Nutritional Content, Medicinal Utilization and Potential Application of Fenugreek. *J Food Process Technol* 3:181. doi: 10.4172/2157-7110.1000181
31. Mends MT, Yu E, Strobel GA, Riyaz-UI-Hassan S, Booth E, et al. (2012) An Endophytic *Nodulisporium* sp. Producing Volatile Organic Compounds Having Bioactivity and Fuel Potential. *J Phylogenetics Evol Biol* 3:117. doi: 10.4172/2157-7463.1000117
32. Hai GUO (2012) Source Apportionment of Ambient Volatile Organic Compounds from Petroleum and Non-Petroleum Emissions. *J Phylogenetics Evol Biol* 3:e112. doi: 10.4172/2157-7463.1000e112

33. Lovanh N, Loughrin J, Sistani K (2012) Volatile Fatty Acids in Suspended Particulate Matter from a Poultry House Using Rice Hulls as Bedding Materials-A Profile of First Flock after Total Cleanout. *J Civil Environ Eng* 2:114. doi: 10.4172/2165-784X.1000114
34. Borse BB, Jagan Mohan Rao L (2012) Novel Bio-Chemical Profiling of Indian Black Teas with Reference to Quality Parameters. *J Bioequiv Availab* S14:004. doi: 10.4172/jbb.S14-004
35. Czernicki M, Kukreja J, Motraghi T, Johanson CA, Brzezinski M (2012) Volatile Anesthetics: Neuroprotective or Neurodamaging? *J Anesthe Clinic Res* 3:e104. doi: 10.4172/2155-6148.1000e104
36. Guo H (2012) Volatile Organic Compounds (VOCs) Emitted from Petroleum and their Influence on Photochemical Smog Formation in the Atmosphere. *J Phylogenetics Evol Biol* 3:e104. doi: 10.4172/2157-7463.1000e104
37. Benincasa C, Russo A, Romano E, Elsorady ME, Perri E, et al. (2011) Chemical and Sensory Analysis of Some Egyptian Virgin Olive Oils. *J Nutr Food Sci* 1:118. doi: 10.4172/2155-9600.1000118
38. Abaffy T, Miller M, Riemer DD, Milikowski C, DeFazio RA (2011) A Case Report - Volatile Metabolomic Signature of Malignant Melanoma using Matching Skin as a Control . *J Cancer Sci Ther* 3: 140-144. doi: 10.4172/1948-5956.1000076
39. Lasekan O, Juhari NH, Pattiram PD (2011) Headspace Solid-phase Microextraction Analysis of the Volatile Flavour Compounds of Roasted Chickpea (*Cicer arietinum* L). *J Food Process Technol* 2:112. doi: 10.4172/2157-7110.1000112
40. Padilla-Gasca E, Lopez-Lopez A, et al. (2011) Evaluation of Stability Factors in the Anaerobic Treatment of Slaughterhouse Wastewater. *J Bioremed Biodegrad* 2:114. doi: 10.4172/2155-6199.1000114
41. Han J (2012) Eco-Catalysis Leads the Way to Green Synthetic Chemistry. *Organic Chem Curr Res* 1:e114. doi: 10.4172/2161-0401.1000e114
42. de Souza A, Aristones F, Goncalves FV (2015) Modeling of Surface and Weather Effects Ozone Concentration Using Neural Networks in West Center of Brazil. *J Climatol Weather Forecasting* 3:123. doi: 10.4172/2332-2594.1000123
43. Tripp L (2014) Lessons for an Independent Scotland From Greece's Euro Tragedy. *J Civil Legal Sci* 3:128. doi: 10.4172/2169-0170.1000128
44. Diaz HJ (2014) Impact of Stratospheric Ozone Depletion on Solar Radiation-Induced Skin Cancer. *J Carcinog & Mutagen* S4:005. doi:10.4172/2157-2518. S4-005
45. Alencar ER, Faroni LR, Pinto MS, da Costa AR, Carvalho AF (2014) Effectiveness of Ozone on Postharvest Conservation of Pear (*Pyrus communis* L.). *J Food Process Technol* 5:317. doi: 10.4172/2157-7110.1000317
46. Yalew BM (2014) Prevalence of Malnutrition and Associated Factors among Children Age 6-59 Months at Lalibela Town Administration, North WolloZone, Anrs, Northern Ethiopia. *J Nutr Disorders Ther* 4: 132. doi: 10.4172/2161-0509.1000132
47. Sardar K, Das G, Mahta P, Mallick S, Hubbard R (2014) The Erosivity Potential of Common Pediatric Over-the-Counter Medications and its Reduction by Remineralising Agents. *J Pain Relief* 3:148. doi: 10.4172/2167-0846.1000148
48. Mercogliano R, Felice AD, Murru N, Santonicola S, Cortesi ML (2014) Ozone Decontamination of Poultry Meat and Biogenic Amines as Quality Index. *J Food Process Technol* 5:305. doi: 10.4172/2157-7110.1000305
49. Johnson TR, Long TC, Barnard WF (2013) A Pilot Study to Identify Factors Affecting UV-B Radiation Exposure in Selected Microenvironments. *J Geol Geosci* 3:136. doi: 10.4172/2329-6755.1000136

50. Zhu Y, Zhang H, Zhang X (2013) Study on Catalytic Ozone Oxidation with Nano-TiO₂ Modified Membrane for Treatment of Municipal Wastewater. *J Biomim Biomater Tissue Eng* 18:113. doi: 10.4172/1662-100X.1000113
51. Cesaro A, Naddeo V, Belgiorno V (2013) Wastewater Treatment by Combination of Advanced Oxidation Processes and Conventional Biological Systems. *J Bioremed Biodeg* 4:208. doi: 10.4172/2155-6199.1000208
52. George MP, Jasmine Kaur B, Sharma A, Mishra S (2013) Delhi Smog 2012: Cause and Concerns. *J Pollut Eff Cont* 1:103 doi: 10.4172/2375-4397.1000103
53. Kandya A, Shiva Nagendra SM, Tiwari VK (2012) Forecasting the Tropospheric Ozone using Artificial Neural Network Modelling Approach: A Case Study of Megacity Madras, India. *J Civil Environ Eng S1:006*. doi: 10.4172/2165-784X.S1-006
54. Nishanth T, Praseed KM, Satheesh Kumar MK, Valsaraj KT (2012) Analysis of Ground Level O₃ and Nox Measured at Kannur, India. *J Earth Sci Climate Change* 3:111. doi: 10.4172/2157-7617.1000111
55. El-Desouky TA, Sharoba AMA, El-Desouky AI, El-Mansy HA, Naguib K (2012) Effect of Ozone Gas on Degradation of Aflatoxin B₁ and Aspergillus Flavus Fungal. *J Environment Analytic Toxicol* 2:128. doi: 10.4172/2161-0525.1000128
56. Shintani H, Sakudo A (2011) HPLC Analysis and Identification of Compounds Inhibiting Bacterial Growth in Ozone Gas Sterilized Polysulfone and Polycarbonate. *Pharm Anal Acta* 2:130. doi: 10.4172/2153-2435.1000130
57. Kozone I, Izumikawa M, Motohashi K, Nagai A, Yoshida M, et al. (2011) Isolation of New Hexapeptides-JBIR-39 and JBIR-40 from a Marine Sponge- Derived Streptomyces sp. Sp080513SC-24. *J Marine Sci Res Development* 1:101. doi: 10.4172/2155-9910.1000101
58. Rossi G, Comuzzi C, Barbone F, Goi D (2010) Experimental Tests for Ozone Disinfection Treatment In a Small Backyard Swimming-Pool. *J Waste Water Treatment Analysis* 1:105. doi: 10.4172/2157-7587.1000105
59. Tripathi BD, Tripathi DM (2011) Removal of Organic Content and Color from Secondary Treated Wastewater in Reference with Toxic Potential of Ozone during Ozonation. *Hydrol Current Res* 2:111. doi: 10.4172/2157-7587.1000111
60. Salle AD, Calarco A, Petillo O, Margarucci S, Apolito MD, et al. (2015) A Review on Extremozymes Biocatalysis: A Green Industrial Approach for Biomaterials Production. *J Biomol Res Ther* 4:121. doi: 10.4172/2167-7956.1000121
61. Samra SE, Jeragh B, EL-Nokrashy AM, El-Asmy AA (2014) Biosorption of Pb²⁺ from Natural Water using Date Pits: A Green Chemistry Approach. *Mod Chem appl* 2:131. doi: 10.4172/2329-6798.1000131
62. Brar SK, Pulicharla R, Verma M (2014) Green Chemistry: Design of Safer Chemical and Process Protocols for Healthy Environment. *Hydrol Current Res* 5:e114. doi: 10.4172/2157-7587.1000e114
63. Menaa F, Menaa B, Sharts ON (2013) Importance of Fluorine and Fluorocarbons in Medicinal Chemistry and Oncology. *J Mol Pharm Org Process Res* 1:104. doi: 10.4172/2329-9053.1000104
64. Arti Goel (2014) Green nanotechnology. *J Nanomed Nanotechnol* 5: 5. Doi: 10.4172/2157-7439.S1.019
65. Tengyao Jiang (2014) Green preparation of carbon-silica composites. *J Nanomed Nanotechnol* 5: 5. Doi: 10.4172/2157-7439.S1.018
66. Choi SE (2015) Comparisons of 6-N-Propylthiouracil (PROP) Sensitivity, Food Liking and Food Intake between Vegetarian and Non-Vegetarian Women. *J Obes Weight Loss Ther* 5:255. doi: 10.4172/2165-7904.1000255

67. Kamal T (2015) An Investigation on the Preparation of Containing Low Caloric Biscuits with Supplementation of Dietary Fiber. *J Food Process Technol* 6: 455. doi:10.4172/2157-7110.1000455
68. Nath A, Dutta D, Kumar P, Singh JP (2015) Review on Recent Advances in Value Addition of Jaggery based Products. *J Food Process Technol* 6:440. doi: 10.4172/2157-7110.1000440
69. Danza A, Conte A, Mastromatteo M, Nobile MAD (2015) A New Example of Nanotechnology Applied to Minimally Processed Fruit: The Case of Fresh-Cut Melon. *J Food Process Technol* 6:439. doi: 10.4172/2157-7110.1000439
70. Ullah N, Qazi IM (2015) Preservation of Ready to Serve Blended Carrot and Kinnow (Mandarin) Drink by Ginger Extract. *J Food Process Technol* 6:438. doi: 10.4172/2157-7110.1000438
71. Ho HL (2015) Xylanase Production by *Bacillus subtilis* Using Carbon Source of Inexpensive Agricultural Wastes in Two Different Approaches of Submerged Fermentation (SmF) and Solid State Fermentation (SsF). *J Food Process Technol* 6:437. doi: 10.4172/2157-7110.1000437
72. Khan I, Ahmad S (2015) Studies on Physicochemical Properties of Cooked Buffalo Meat Sausage as Influenced by Incorporation of Carrot Powder during Refrigerated Storage. *J Food Process Technol* 6:436. doi: 10.4172/2157-7110.1000436
73. Dawood SAA, Ali FS (2015) Identification and Natural Control of Mite in Ras Cheese. *J Food Process Technol* 6:435. doi:10.4172/2157-7110.1000435
74. Younis K, Ahmad S, Badpa A (2015) Malnutrition: Causes and Strategies. *J Food Process Technol* 6:434. doi: 10.4172/2157-7110.1000434
75. Diop MB, Destain J, Alvrez VB, Kone MA, Thonart P (2015) Use of Nisin- Producing Starter Cultures of *Lactococcus lactis* subsp. *lactis* on Cereal Based- Matrix to Optimize Preservative Factors over Fish Fermentation at 30°C Typical to Senegal. *J Food Process Technol* 6:432. doi: 10.4172/2157-7110.1000432
76. Younis K, Ahmad S, Jahan K (2015) Health Benefits and Application of Prebiotics in Foods. *J Food Process Technol* 6:433. doi:10.4172/2157-7110.1000433
77. Golini J, Jones W (2015) Buffered vs. Non-Buffered Aliphatic Fatty Acids and their Anti-Proliferative Effects in Human Tumor Cell Lines. *Single Cell Biol* 4:107. doi: 10.4172/2168-9431.1000107
78. Atkinson HC, Stanescu I, Beasley CPH, Salem II, et al. (2015) A Pharmacokinetic Analysis of a Novel Fixed Dose Oral Combination of Paracetamol and Ibuprofen, with Emphasis on Food Effect. *J Bioequiv Availab* 7:150-154. doi: 10.4172/jbb.1000230
79. Eludoyin OM (2015) The Challenge of Reducing Food Carbon Footprint in a Developing Country. *J Climatol Weather Forecasting* 3:124. doi: 10.4172/2332-2594.1000124
80. Awad A, Jasion VS (2015) Use of a Nutritional Therapy, Serum-Derived Bovine Immunoglobulin/Protein Isolate (SBI), to Achieve Improvement in Two Different Cases of Colitis. *J Gastrointest Dig Syst* 5:274. doi: 10.4172/2161-069X.1000274
81. Good L, Panas R (2015) Case Series Investigating the Clinical Practice Experience of Serum-Derived Bovine Immunoglobulin/Protein Isolate (SBI) in the Clinical Management of Patients with Inflammatory Bowel Disease. *J Gastrointest Dig Syst* 5:268. doi: 10.4172/2161-069X.1000268
82. Rajajeyakumar M (2015) Impact of Early Behavioral Modification in Food Addiction is Effective Method of Treating Obesity?. *J Obes Weight Loss Ther* 5:e116. doi: 10.4172/2165-7904.1000e116
83. Hiranita T. (2015) In Vivo Significance of In Vitro Studies on G-Protein- Coupled Receptor Heteromers. *J Alcohol Drug Depend* 3:e120. doi: 10.4172/2329-6488.1000e120
84. Loth L, Long PT, Tung N, Dang NH, Newman S (2015) Test Characteristics of the Anigen® Rapid AIV Ag Test (Avian Influenza Type A Rapid Antigen Test) in Ducks in Vietnam. *Virol-mycol* 4:140. doi: 10.4172/2161-0517.1000140

85. Nwipie GN, Erondy ES, Zabbey N (2015) Influence of Stocking Density on Growth and Survival of Post Fry of the African Mud Catfish, *Clarias gariepinus*. *Fish Aquac J* 6:116. doi: 10.4172/2150-3508.10000116
86. Rodrigues MV, de Pérez ACA, Machado TM, Orisaka FM, Kurissio JK, et al. (2015) Research of *Ascocotyle (Phagicola) longa* in Heat Treated Fillets of Mullet (*Mugil platanus*). *Fish Aquac J* 6:115. doi: 10.4172/2150-3508.10000115
87. Muelbert M, Maria Cecília FA, Gonzalez MC, Leonardo PS, Silvana PO (2015) Fruit and Vegetable Consumption in Patients with Gastrointestinal Cancer. *J Nutr Food Sci* 5:356. doi: 10.4172/2155-9600.1000356
88. Krasulya O, Kochubei-Lytvynenko O, Bogush V, Tihomirova N (2015) Technological Properties of Sonochemical Treated Reconstituted Milk. *J Adv Dairy Res* 3:129. doi: 10.4172/2329-888X.1000129
89. Chikezie PC (2015) Kinetic Studies of Polyphenol Oxidase from White Yam (*Dioscorea rotundata* Poir) Tuber. *J Nutr Food Sci* 5:355. doi: 10.4172/2155-9600.1000355
90. Brasileiro J, Matias SMG, Silva J, Batista ASM, de Figueirêdo RMF, et al. (2014) Labeling, Microbiological and Physicochemical Analyses of Brazilian Fermented Dairy Products. *J Adv Dairy Res* 2:127. doi: 10.4172/2329-888X.1000127
91. Faber MA, Yuyama LKO (2015) Functional Dietary Cereal Bar Based an Amazon Fruits. *J Nutr Food Sci* 5:354. doi: 10.4172/2155-9600.1000354
92. Lopez OR, Panduro A, Lopez EM, Fierro NA, Granados CO, et al. (2015) Genetic Variant in the CD36 Gene (rs1761667) is Associated with Higher Fat Intake and High Serum Cholesterol among the Population of West Mexico. *J Nutr Food Sci* 5:353. doi: 10.4172/2155-9600.1000353
93. Govindaraj M (2015) Is Fortification or Bio Fortification of Staple Food Crops will Offer a Simple Solution to Complex Nutritional Disorder in Developing Countries? *J Nutr Food Sci* 5:351. doi: 10.4172/2155-9600.1000351
94. El-Sebay HM, Badr EAE, El-Ghobashi Y, Khalil MM, El-Mashad GM (2015) Specific IgE Antibodies in Infant with Cow's Milk Protein Allergy. *J Nutr Food Sci* 5:350. doi: 10.4172/2155-9600.1000350
95. Lee MS, Cho SM, Kim JS, Kim SH, Lee HJ (2015) Ethanol Extract of the *Pinus koraiensis* Leaves Anti-Obesity and Hypolipidemic Effects by Activating the AMPK Signaling. *J Nutr Food Sci* 5:349. doi: 10.4172/2155-9600.1000349
96. Framroze B, Godase S, Sawant S (2015) A Comparative Study of the Impact of Dietary Calcium Sources on Serum Calcium and Bone Reformation Using an Ovariectomized Sprague-Dawley Rat Model. *J Nutr Food Sci* 5:348. doi: 10.4172/2155-9600.1000348
97. Gedle D, Mekuria G, Kumera G, Eshete T, Feyera F, et al. (2015) Food Insecurity and its Associated Factors among People Living with HIV/AIDS Receiving Anti-Retroviral Therapy at Butajira Hospital, Southern Ethiopia. *J Nutr Food Sci* 5:347. doi: 10.4172/2155-9600.1000347
98. Nikkhah A (2015) Camel Dairy Food: A Postmodern SciTech. *J Adv Dairy Res* 3:e114. doi: 10.4172/2329-888X.1000e114
99. Khan MS, Khan IA (2015) Biopharming: A Biosecurity Measure to Combat Newcastle Disease for Household Food Security. *Biosafety* 4:e156. doi: 10.4172/2167-0331.1000e156
100. Yigrem S, Welearegay H (2015) Assessment of Microbial Quality and Safety of a Traditional Fermented Milk-'Irgo', Collected from Hawassa City, South Ethiopia. *J Food Process Technol* 6: 431. doi: 10.4172/2157-7110.1000431
101. Woldegiorgis AZ, Abate D, Haki GD, Ziegler GR (2015) Major, Minor and Toxic Minerals and Anti-Nutrients Composition in Edible Mushrooms Collected from Ethiopia. *J Food Process Technol* 6:430. doi: 10.4172/2157-7110.1000430

102. Rais M, Sheoran A (2015) Scope of Supply Chain Management in Fruits and Vegetables in India. *J Food Process Technol* 6:427. doi:10.4172/2157-7110.1000427
103. Kochhar V, Kumar S (2015) Effect of Different Pre-Cooling Methods on the Quality and Shelf Life of Broccoli. *J Food Process Technol* 6:424. doi: 10.4172/2157-7110.1000424
104. Addala R, Vasavada M, Dong J, Subramanian S (2015) Effect of Storage Conditions on Rate of Color Degradation of Paprika based Products. *J Food Process Technol* 6:423. doi: 10.4172/2157-7110.1000423
105. Oyewole Oyediran E (2015) Approaches to Enhanced Political Will for Achieving Nutrition-Related Millennium Development Goals in Nigeria. *J Nutr Food Sci* 5:346. doi: 10.4172/2155-9600.1000346
106. Kubát K (2015) Model of Diabetes Mellitus Type 2, T2DM. *J Nutr Food Sci* 5:344. doi: 10.4172/2155-9600.1000344
107. Landa E, Gugnani HC, Burman A, Duman K, Ciochetto Z, et al. (2015) A Simple, Cost Effective and Rapid Air Borne Mold-Monitoring Model Developed in St. Kitts for Ensuring Global Public Health Safety and Food Security. *Virolog Mycol* 4:139. doi: 10.4172/2161-0517.1000139
108. Butnariu M (2015) The Interactions between Food and Drug. *J Pharmacogenomics Pharmacoproteomics* 6: e143. doi: 10.4172/2153-0645.1000e143
109. Assefa T, Tasew H, Wondafrash B, Beker J (2015) Contamination of Bacteria and Associated Factors among Food Handlers Working in the Student Cafeterias of Jimma University Main Campus, Jimma, South West Ethiopia. *Altern Integ Med* 4:185. doi: 10.4172/2327-5162.1000185
110. Hegazi AG, Al-Menabbawy K, Abd El Rahman E, Helal SI (2015) Novel Therapeutic Modality Employing Apitherapy for Controlling of Multiple Sclerosis. *J Clin Cell Immunol* 6:299. doi: 10.4172/2155-9899.1000299
111. Suwannarat J, Ritchie RJ (2015) Yeast Based Anaerobic Digestion of Food Waste. *J Bioremed Biodeg* 6: 279. doi: 10.4172/2155-6199.1000279
112. Hegazi AG, Al-Menabbawy K, Abd El Rahman E, Helal SI (2015) Novel Therapeutic Modality Employing Apitherapy for Controlling of Multiple Sclerosis. *J Clin Cell Immunol* 6:299. doi: 10.4172/2155-9899.1000299
113. Kumar KS, Sastry N, Polaki H, Mishra V (2015) Colon Cancer Prevention through Probiotics: An Overview. *J Cancer Sci Ther* 7:081-092. doi: 10.4172/1948-5956.1000329
114. DeWitt TM (2015) An Exploratory Study: Clinical Dietitians Do Not View the Full Liquid Diet as Best Practice for the Post-operative Patient. *J Nutr Food Sci* 5:345. doi: 10.4172/2155-9600.1000345
115. Ruvalcaba CB, Hita MG, Sanchez-Enriquez S (2014) Diet and Nutritional Factors Related to Symptomatic Gallstone Disease in Women. *J Clin Case Rep* 4:458. doi: 10.4172/2165-7920.1000458
116. Tyagi AK, Prasad S (2015) Volatile Phytochemicals: Potential Role in Food Safety and Preservation. *Air Water Borne Diseases* 4:e133. doi: 10.4172/2167-7719.1000e133
117. Kumudha A, Sarada R (2015) Effect of Different Extraction Methods on Vitamin B12 from Blue Green Algae, *Spirulina Platensis*. *Pharm Anal Acta* 6:337. doi: 10.4172/2153-2435.1000337
118. Shckorbatov Y (2014) The Main Approaches of Studying the Mechanisms of Action of Artificial Electromagnetic Fields on Cell. *J Electr Electron Syst* 3:123. doi: 10.4172/2332-0796.1000123
119. Katović D (2011) Microwaves in Textile Finishing, Yes or No. *J Textile Sci Engg* 1:e102. doi: 10.4172/2165-8064.1000e102

120. Gedye R, Smith F, et al. (1986) The use of microwave ovens for rapid organic synthesis. *Tetrahedron Lett* 27: 279–282.
121. Giguere RJ, Bray TL, et al. (1986) Application of commercial microwave ovens to organic synthesis. *Tetrahedron Lett* 27: 4945–4948.
122. Ali El-Remaily MAEAA, Mohamed SK, Soliman AMM, Abd el-Ghanya H (2014) Synthesis of Dihydroimidazole Derivatives under Solvent Free Condition and Their Antibacterial Evaluation . *Biochem Physiol* 3:139. doi: 10.4172/2168-9652.1000139
123. Mohamed SK, Soliman AM, et al. (2013) Eco-Friendly Synthesis of Pyrimidine and Dihydropyrimidinone Derivatives under Solvent Free Condition and their Anti-microbial Activity. *Chemical Sciences Journal* 2013: CSJ-110.
124. Labastilla EM, Maringanti TC (2013) Microwave-assisted synthesis of 1, 8-naphthyridines in the solid state using silica sulphuric acid as catalyst. , *Med chem* 3: 4
125. Kumari R (2012) A solvent free headspace solid phase micro extraction process for the trace analysis of volatile polycyclic aromatic hydrocarbons in chocolate samples. *J Anal Bioanal Techniques* 3: 7.
126. Surati MA, Jauhari M, et al. (2012) A brief review: Microwave assisted organic reaction. *Archives of Applied Science Research* 4: 645-661.
127. Wujian J, Kuan-wei P, Sihyung Y, Huijing S, Mario S, et al. (2015) A Simple Protein Precipitation-based Simultaneous Quantification of Lovastatin and Its Active Metabolite Lovastatin Acid in Human Plasma by Ultra-Performance Liquid Chromatography-Tandem Mass Spectrometry using Polarity Switching. *J Chromatogr Sep Tech* 6:268. doi: 10.4172/2157-7064.1000268
128. Dutry I, Li J, Li PH, Bruzzone R, Peiris JSM, et al. (2015) The Effects of Macrophage Polarity on Influenza Virus Replication and Innate Immune Responses. *J Clin Cell Immunol* 6:297. doi: 10.4172/2155-9899.1000297
129. Rawat K, Bohidar HB (2014) Coacervation in Biopolymers. *J Phys Chem Biophys* 4: 165. doi: 10.4172/2161-0398.1000165
130. Tanaka H, Hori K, Inamoto A (2014) Relationship with Bipolar Temperament and Behavioral and Psychological Symptoms of Dementia in Alzheimer’s Disease. *Brain Disord Ther* 3:144. doi: 10.4172/2168-975X.1000144
131. Zacchia M, Esposito G, Carmosino M, Barbieri C, Zacchia E, et al. (2014) Knockdown of the BBS10 Gene Product Affects Apical Targeting of AQP2 in Renal Cells: A Possible Explanation for the Polyuria Associated with Bardet-Biedl Syndrome. *J Genet Syndr Gene Ther* 5: 222. doi:10.4172/2157-7412.1000222
132. Claire Beraud, Yohanns Belaiche, Jacques Camonis, Maria Balakireva (2014) RalGTPase Controls Cell Polarity Organization during Epithelial Tissue Remodeling. *Cell Dev Biol* 3:134. doi: 10.4172/2168-9296.1000134
133. Ghosh C, Shinde CP, Chakraborty BS (2010) Ionization Polarity as a Cause of Matrix Effects, its Removal and Estimation in ESI-LC-MS/MS Bioanalysis. *J Anal Bioanal Tech* 1:106. doi: 10.4172/2155-9872.1000106
134. Luu TXT, Le HT, Le TN, Duus F (2015) Microwave-and Ultrasound-Accelerated Green Permanganate Oxidation of Thioethers. *Organic Chem Curr Res* 4:129. doi: 10.4172/2161-0401.1000129
135. Shintani H (2014) Comparison of Radiation Resistant among Polysulfones Prepared from Several Aromatic Diol and 4,4'-Dichlorodiphenyl Sulfone. *Pharmaceut Reg Affairs* 3:124. doi: 10.4172/2167-7689.1000124

136. Luu TXT, Le HT, Le TN, Duus F (2015) Microwave-and Ultrasound-Accelerated Green Permanganate Oxidation of Thioethers. *Organic Chem Curr Res* 4:129. doi: 10.4172/2161-0401.1000129
137. Ranu BC, Hajra A (2001) Synthesis of alkyl-substituted pyrroles by three-component coupling of carbonyl compound, amine and nitro-alkane/alkene on a solid surface of silica gel/alumina under microwave irradiation. *Tetrahedron Lett* 22: 4767-4773.
138. Bogda D, Pielichowski P, Borona A (1996). Remarkable Fast Microwave-Assisted N-Alkylation of Phthalimide in Dry Media *Synlett* 873-874.
139. Dubis AT (2014) Conformational Preferences of 2-Acylpyrroles in Light of FT-IR and DFT Studies. *J Phys Chem Biophys* 4:155. doi:10.4172/2161-0398.1000155
140. Bisht K, Tampe J, Shing C, Bakrania B, Winearls J, et al. (2014) Endogenous Tetrapyrroles Influence Leukocyte Responses to Lipopolysaccharide in Human Blood: Pre-Clinical Evidence Demonstrating the Anti-Inflammatory Potential of Biliverdin. *J Clin Cell Immunol* 5:218. doi: 10.4172/2155-9899.1000218
141. Abdelgawad MA, Abdellatif KRA, Ahmed OM(2014) Design, Synthesis and Anticancer Screening of Novel Pyrazole Derivatives Linking to Benzimidazole, Benzoxazole and Benzothiazole. *Med chem S1:001*. doi: 10.4172/2161-0444.S1-001
142. Yoon YK, Ali MA, Wei AC, Choon TS, Kumar RS (2013) Drug Design: An Efficient and Facile Synthesis of Novel Polar Benzimidazoles of Biological Interests. *Drug Des* 3:110. doi: 10.4172/2169-0138.1000110
143. El-Hashash MA, Rizk SA, Nessim MI (2013) Utility of Benzimidazoles in Synthesis of New Bases of Nucleoside Moieties, and as Antioxidant in Lubricant Oils. *J Chem Eng Process Technol* 4:167. doi: 10.4172/2157-7048.1000167
144. Mavrova AT, Wesselinova D, Tsenov JA, Denkova P (2012) Cytotoxic Effects of Some N-Substituted-2-Amino-1H-Benzimidazoles. *J Bioequiv Availab* 4: 052-055. doi: 10.4172/jbb.10000112
145. Dang Q, Reddy KR, Kasibhatla SR, Jiang T, Taplin F, et al. (2010) Discovery of Phosphonic Acid-Containing Desaminobenzimidazoles as Fructose 1,6-Bisphosphatase Inhibitors that are Suitable for Oral Delivery via Prodrugs. *J Diabetes Metab* 1:105. doi: 10.4172/2155-6156.1000105
146. Khalid Bougrin, Mohamed Soufiaoui (1995) Nouvelle voie de synthèse des arylimidazoles sous irradiation micro-ondes en "milieu sec". *Tetrahedron Lett* 36: 3683-3686.
147. Frère S, Thiéry V (2001) Microwave acceleration of the Pechmann reaction on graphite/montmorillonite K10: application to the preparation of 4-substituted 7-aminocoumarins. *Tetrahedron Lett* 42: 2791-2794.