

Effect of Exhaust Gas Recirculation on Performance of Petrol Engine

Tairu OO* and Tairu OT

Department of Mechatronics Engineering, Yaba College of Technology, Nigeria

Research Article

Received date: 04/02/2017

Accepted date: 12/06/2017

Published date: 18/06/2017

*For Correspondence

Tairu Onawale O, Department of Mechatronics Engineering, Yaba College of Technology, Nigeria, Tel: +2348023235284.

E-mail: onatairu@gmail.com

Keywords: Exhaust, Recirculation, Temperature, Specific

ABSTRACT

Exhaust gas recirculation is a method of reducing the emission of internal combustion engine. The principle is based on the thermodynamic properties of the exhaust gas, reduction in combustion temperature and hence reduces the emission of the oxides of nitrogen. The technical involves the recirculation of high heat capacity of the exhaust gas to dilute the charges 2.6% of the total exhaust gas from the engine was recycled from the exhaust gas discharge manifold to the intake manifold. The changes on the parameters of the engine were observed. The resulting data were analyzed graphically. It was found out that the exhaust gas recirculation increased the Brake specific fuel consumption, reduced the flame temperature and the speed of the engine.

INTRODUCTION

Oxides of nitrogen (NO_x) are formed when temperatures in the combustion chamber get too hot [1,2]. At high temperature, the nitrogen in the combustion chamber chemically combine to form nitrous oxides, which, when combine with hydrocarbons (HCs) and in the presence of sunlight, produce an ugly hazard in our skies known commonly as smog [3,4]. Nitrogen and oxygen will unite to form oxides of nitrogen at rich fuel/air ratio mixture and high temperature while weak fuel/air ratio is needed to the control of the hydrocarbon and carbon monoxide. Since the fuel/air ratio cannot control the production of pollutants simultaneously in the engine. It is necessary to reduce the oxides of nitrogen and other unwanted particulates in the emissions from internal combustion engine. The introduction of exhaust gas recirculation is used to reduce the formation of the oxides of nitrogen. The exhaust gas recycled through the intake manifold back to the engine cylinders. Inter mixing the incoming air with recycled exhaust gas diluted the mix with inert gas, lowering the peak combustion temperatures and reduced the amount of excess oxygen as well as reduced the flame speed thus gave a useful reduction in formation of nitrogen without compromising the fuel economy. Exhaust gas recirculation (EGR) system were introduced in the early '70s to reduce an exhaust emission that not being cleaned by the other smog controls. The research and implementation of Exhaust gas recirculation started when the catalyst technology was not sufficient to reduce the formation of NO_x [5,6]. The approach reduces the combustion temperature and increase engine efficiency. The fuel mixture diluted with air [7] or exhaust gas recirculation (EGR) [8]. EGR has high potential to reduce exhaust gas emission, particular NO_x emission [9] and the amount of oxides of nitrogen formed could be reduced better with Exhaust gas than air [10]. It reduced NO_x formation from 25.4% up to 89.6% [11].

The initial concentration of NO_x when the engine was cooler at startup was higher than the concentration of NO_x when the engine was warmer [12]. The reduction NO_x concentration substantial claimed be achieved from 10% of EGR [13,14] and increased the brake specific fuel consumption. The effect of 1.6% of exhaust gas recirculation are on the flame temperature, the speed and fuel consumption were consider in this paper.

Table 1. Specification of the engine.

Engine Manufacturer	Toyota 4k
Engine properties	8 -valve OHV
Number of stroke	4
Number of cylinder	4
Cylinder bore	75 mm

Stroke	73 mm
Maximum Torque	103 Nm@3600rpm
Maximum Power	53 KW@5600rpm
Compression ratio	9:1
Cooling system	water
Brake mean effective pressure	1003.4Kpa

Table 2. Nomenclature.

Speed	N (rpm)
Fuel consumption	V _f (cm ³ /min)
Exhaust gas temperature	T _e (OC)
Brake specific fuel consumption	BSFC (g/KWh)

DESCRIPTION OF EXPERIMENTAL PROCEDURE

The engine of specification in **Tables 1 and 2** was allowed running for thirty minute and pressure of the cooling water was reduced. The throttle control was used to change the speed. The exhaust gas was recirculated with the aids of the hose connected the exhaust manifold to the intake manifold. The percentage of area of connected pipe to the area of the intake manifold pipe was 2.6%. The temperatures of the exhaust gas and the cooling water at the inlet and outlet, the fuel consumption and the flow rate of the cooling water were taken with the corresponding speed for overheated with and without exhaust gas recirculation at the particular throttle positions at ten minutes interval.

RESULTS AND DISCUSSION

The results obtained from the experiment shown in **Table 3**. The effect of EGR on the speed, fuel consumption, brake specific fuel consumption and the exhaust gas temperature were shown on the table and the graphs were plotted for analysis.

Effect EGR on the Speed of the Engine

As shown in the **Figure 1**, the EGR reduced the speed of the engine. The speed minimum reduction is 5% and maximum reduction is 12.5%, the average reduction in speed is 7.5% as could be obtained in the **Table 3**. This due to the reduction in rate of combustion in the engine since the EGR diluted the concentration of air-fuel mixture of the combustion.

Effect of EGR on the Fuel Consumption

The fuel consumption increased as the load the engine with EGR. As shown on the **Table 3** the minimum was 0% and the maximum was 10%. The average fuel consumption increment was 4.8%. More fuel was consumed to compensate for EGR dilution as shown in the **Figure 2**.

Effect of EGR on the Brake Specific Fuel Consumption

When the speed reduced and fuel consumption increased, the brake specific fuel consumption increased. The increments range from 5.6% to 19.8% with average of 13.6%, as shown in **Table 3**. This was shown in the **Figure 3**.

Effect of EGR on the Exhaust Gas Temperature

Table 3 above shows that for the exhaust gas temperature, the minimum reduction is 16% and maximum reduction is 28% while the average temperature reduction is 22%. Since the exhaust temperature reduced the NO_x formation reduced as shown in **Figure 4**. The ratio of reduction of exhaust gas temperature to reduction of speed and increment of the fuel consumption is 5:2:1.

Table 3. The readings obtained for the experiment.

Throttle Position	Without EGR				With EGR			
	N (rpm)	V _f (cm ³ /min)	T _e (°C)	BSFC (J/KWh)	N (rpm)	V _f (cm ³ /min)	T _e (°C)	BSFC (J/KWh)
1	1000	17.64	75	1.25	950	17.64	63	1.32
2	1200	21.17	85	1.25	1150	22.93	65	1.41
3	1400	28.22	95	1.43	1300	29.46	73	1.60
4	1600	35.28	105	1.56	1400	36.52	80	1.85
5	1800	40.57	124	1.60	1650	42.34	95	1.82
6	2000	42.34	139	1.50	1850	44.10	100	1.69
7	2200	45.86	159	1.48	2050	47.63	123	1.65
8	2400	52.92	180	1.56	2200	58.21	150	1.87

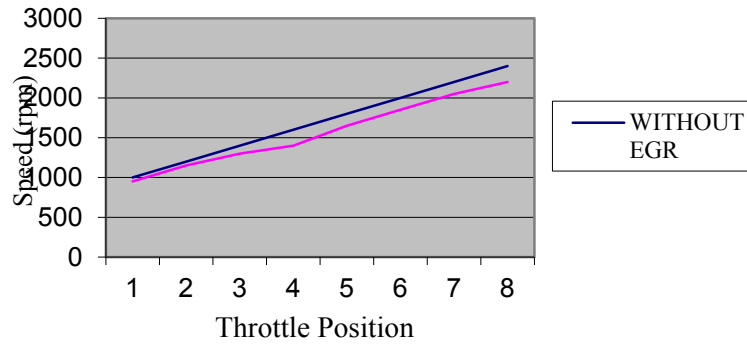


Figure 1. The effect of EGR on the speed.

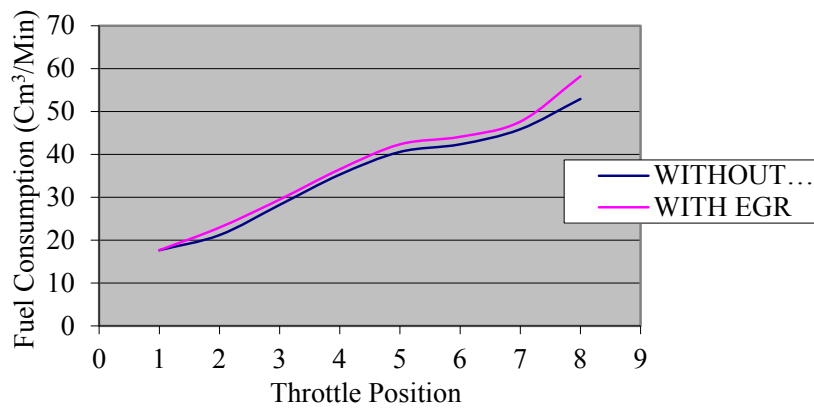


Figure 2. The effect of EGR on fuel consumption.

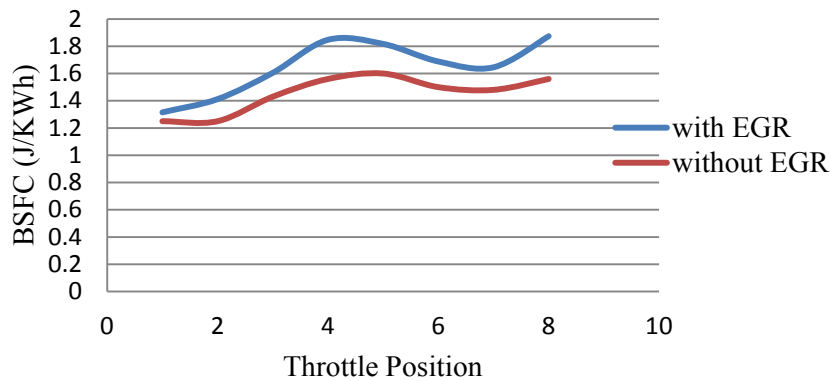


Figure 3. Effect of EGR on the brake specific fuel consumption.

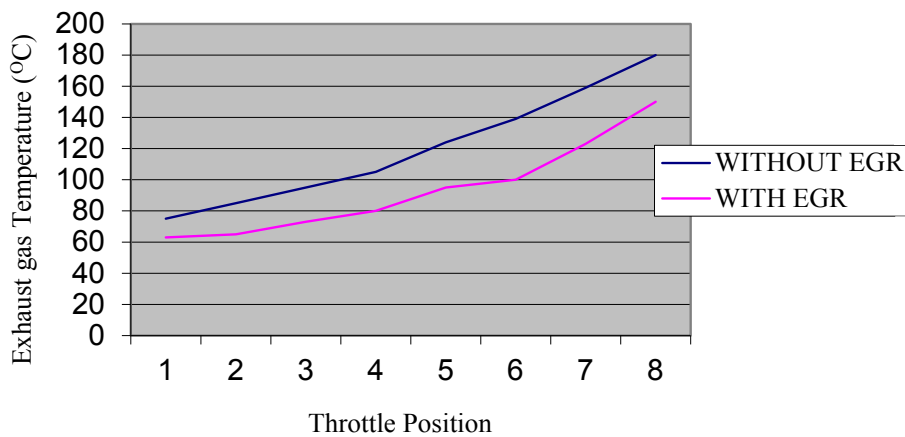


Figure 4. Effect of EGR on exhaust gas temperature.

CONCLUSION

When 2.6% of the exhaust gas recirculated into the engine there were following effect on the parameters of the engine:

- a) Significant reduction in the exhaust gas temperature i.e., the flame temperature of the engine reduced by 22%.
- b) Increment in fuel consumption i.e., fuel consumption increased by 4.8%.
- c) Decreased in the speed of the engine i.e., the brake power reduced by 7.5%.

The percentage of the flame temperature reduced is more than the percentage of power reduced and fuel economy increased. EGR is the effective way to reduce the pollution of oxides of nitrogen without increase in the other pollutants in the internal combustion engine. There was significant reduction in the flame temperature below 10% EGR.

REFERENCES

1. Ayres RU. Alternative to the Internal Combustion Engine. Johns Hopkins University press, Baltimore, Maryland. 1972.
2. Graham TR. Diesel engine exhaust gas recirculation: review on advanced and novel concept. Journal of Progress in Energy and Combustion Science. 2004;45:883-900.
3. Naeim AH. Analysis of pollution formation and control and fuel economy in diesel engine. J Progress in Energ & Combustion Sci. 1976;1:165-200.
4. Patterson DJ. Emission from combustion engine and their controls. Ann Arbor science publisher, Ann Arbor, Michigan. 1972.
5. Kummer JT. Catalyst for automobile emission control. Prog Energy Combustion Science. 1980;6.
6. Campau R. Low emission concept vehicles. SAE Technical Paper. 1971.
7. Stokes J, et al. A gasoline engine concept for improved fuel economy –The lean boost system. SAE Technical Paper. 2000.
8. Ikeya K, et al. Thermal efficiency enhancement of a gasoline engine. SAE Int J Engines. 2015;8:1579-1586.
9. Abd-Allah GH. Using exhaust gas recirculation in internal combustion engine: A review. J Energy Conversion & Mangmt. 2002;48:1027-1042.
10. Blumberg P and Kummer JK. Prediction of NO formation in spark ignition engine- Analysis of methods of control. Combust Sci Technol. 1971;4:73-95.
11. Cha J, et al. The effect of exhaust gas recirculation on combustion stability, engine performance and exhaust emission in a gasoline engine. KSME International Journal. 2001;15:1442-1450.
12. Guzman H. Understanding exhaust gas recirculation systems. AutoInc magazine, Automobile service Association, California. 1997.
13. Ghosh S and Dutta D. Performance and emission parameters analysis of gasoline engine with Exhaust gas recirculation. International Journal of Engineering Research and Development. 2012;4:8-12.
14. Hurakalli R, et al. Effect of exhaust gas recirculation on the performance and emission of two stroke spark ignition Engine. JSIR. 2015;4.