



International Journal of Advanced Research in Electrical, Electronics and Instrumentation Engineering

(An ISO 3297: 2007 Certified Organization)

Vol. 2, Special Issue 1, December 2013

Gammatone Cepstral Coefficient for Speaker Identification

Rahana Fathima¹, Raseena P E²

M. Tech Student, Ilahia college of Engineering and Technology, Muvattupuzha, Kerala, India ¹

Asst. Professor, Ilahia college of Engineering and Technology, Muvattupuzha, Kerala, India ²

Abstract: Digital processing of speech signal and voice recognition algorithm is very important for fast and accurate automatic voice recognition technology. The voice is a signal of infinite information. A direct analysis and synthesizing the complex voice signal is due to too much information contained in the signal. Taking as a basis Mel frequency cepstral coefficients (MFCC) used for speaker identification and audio parameterization, the Gammatone cepstral coefficients (GTCCs) are a biologically inspired modification employing Gammatone filters with equivalent rectangular bandwidth bands. A comparison is done between MFCC and GTCC for speaker identification. Their performance is evaluated using three machine learning methods neural network (NN) and support vector machine (SVM) and K-nearest neighbor (KNN). According to the results, classification accuracies are significantly higher when employing GTCC in speaker identification than MFCC.

Keywords: Feature extraction, Feature matching, Gammatone Cepstral coefficient, Speaker identification

I. INTRODUCTION

The speaker recognition has always focused on security system of controlling the access to control data or information being accessed by any one. Speaker recognition is the process of automatically recognizing the speaker voice according to the basis of individual information in the voice waves. Speaker identification is the process of using the voice of speaker to verify their identity and control access to services such as voice dialling, mobile banking, data base access services, voice mail or security control to a secured system.

The recognition and classification of audio information have multiple applications [1]. The identification of the audio context for portable devices, which could allow the device to automatically adapt to the surrounding environment without human intervention [2]. In robotics this technology might be employed to make the robot interact with the environment, even in the absence of light, and there are surveillance and security system that make use of the audio information either by itself or in combination with video information [1].

II. PRINCIPLE OF VOICE RECOGNITION

A. Speaker Recognition Algorithms

A voice analysis is done after taking an input through microphone from a user. The design of the system involves manipulation of the input audio signal. At different levels, different operations are performed on the input signal such as Windowing, Fast Fourier Transform, GT Filter Bank, Log function and discrete cosine transform.

The speaker algorithms consist of two distinguished phases. The first one is training sessions, whilst, the second one is referred to as operation session or testing phase.

B. Gammatone Filter Properties

Gammatone function models the human auditory filter response. The correlation between the impulse response of the gammatone filter and the one obtained from the mammals was demonstrated in [3]. It is observed that the properties of frequency selectivity of the cochlea and those psychophysically measured in human beings seems to converge, since: 1) the magnitude response of a fourth-order GT filter is very similar to reox function [4], and 2) the filter bandwidth

International Journal of Advanced Research in Electrical, Electronics and Instrumentation Engineering

(An ISO 3297: 2007 Certified Organization)

Vol. 2, Special Issue 1, December 2013

corresponds to a fixed distance on the basilar membrane. An n th-order GT filter can be approximated by a set of n first-order GT filter placed in cascade, which have an efficient digital implementation.

C. Gammatone Cepstral Coefficients

Gammatone cepstral coefficients computation process is analogous to MFCC extraction scheme. The audio signal is first windowed into short frames, usually of 10–50 ms. This process has a twofold purpose 1) the (typically) non-stationary audio signal can be assumed to be stationary for such a short interval, thus facilitating the spectro-temporal signal analysis; and 2) the efficiency of the feature extraction process is increased [1]. Subsequently, the GT filter bank (composed of the frequency responses of the several GT filters) is applied to the signal's fast Fourier transform (FFT), emphasizing the perceptually meaningful sound signal frequencies.1 Indeed, the design of the GT filter bank is the object of study in this work, taking into account characteristics such as: total filter bank bandwidth, GT filter order, ERB model (Lyon, Greenwood, or Glasberg and Moore), and number of filters. Finally, the log function and the discrete cosine transform (DCT) are applied to model the human loudness perception and decorrelate the logarithmic-compressed filter outputs, thus yielding better energy compaction. The overall computation cost is almost equal to the MFCC computation [5].

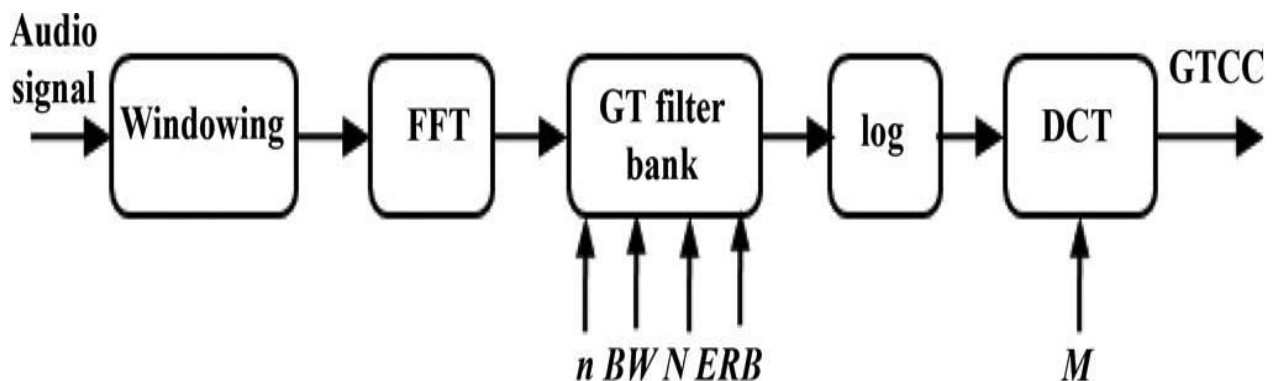


Fig. 1 Block diagram describing the computation of the adapted Gammatone cepstral coefficients, where n stands for the GT filter order, the filter bank bandwidth, the equivalent rectangular bandwidth model, the number of GT filters, and for the number of cepstral coefficients

D. Feature Extraction

The extraction of the best parametric representation of acoustic signals is an important task to produce a better recognition performance. The efficiency of this phase is important for the next phase since it affects its behavior.

Step 1: Windowing

The audio samples are first windowed (with a Hamming window) into 30 ms long frames with an overlap of 15 ms. The frequency range of analysis is set from 20 Hz (minimum audible frequency) to the Nyquist frequency (in this work, 11 KHz). This process has a twofold purpose 1) the (typically) non-stationary audio signal can be assumed to be stationary for such a short interval, thus facilitating the spectro-temporal signal analysis; and 2) the efficiency of the feature extraction process is increased.

The Hamming window equation is given as:

If the window is defined as $W(n)$, $0 \leq n \leq N-1$ where

N = number of samples in each frame

$Y[n]$ = Output signal

$X(n)$ = input signal

$W(n)$ = Hamming window, then the result of windowing signal is shown below:

$$Y(n) = X(n) * W(n)$$

$$W(n) = 0.54 - 0.46 \cos [2\pi n / N - 1] \quad 0 \leq n \leq N - 1$$

International Journal of Advanced Research in Electrical, Electronics and Instrumentation Engineering

(An ISO 3297: 2007 Certified Organization)

Vol. 2, Special Issue 1, December 2013

Step 2: GT Filter Bank

The GT filter bank composed of the frequency responses of the several GT filters. It is applied to the signal's fast Fourier transform (FFT), emphasizing the perceptually meaningful sound signal frequencies [5].

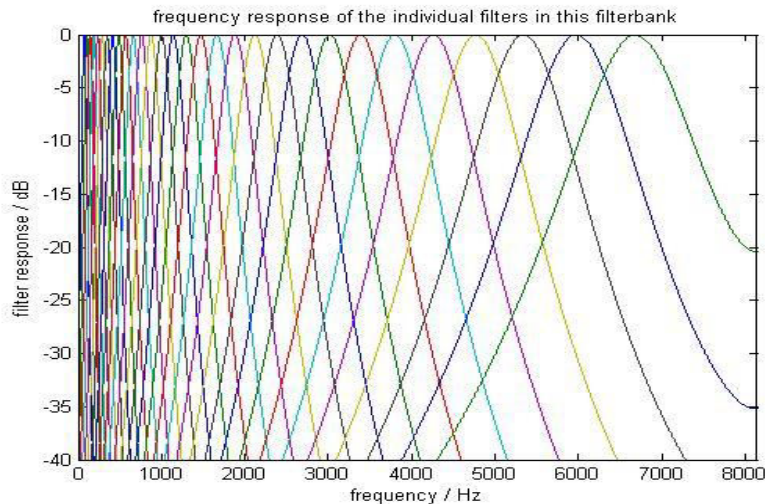


Fig. 2 Filter Bank output

Step 3: Fast Fourier Transform

To convert each frame of N samples from time domain into frequency domain.

$$Y(\omega) = \text{FFT}[h(t) * X(t)] = H(\omega) * X(\omega)$$

If $X(\omega)$, $H(\omega)$ and $Y(\omega)$ are the Fourier Transform of $X(t)$, $H(t)$ and $Y(t)$ respectively.

Step 4: Discrete Cosine Transform

The log function and the discrete cosine transform (DCT) are applied to model the human loudness perception and decorrelate the logarithmic-compressed filter outputs, thus yielding better energy compaction.

III. METHODOLOGY

Voice recognition works based on the premise that a person voice exhibits characteristics are unique to different speaker. The signal during training and testing session can be greatly different due to many factors such as people voice change with time, health condition (e.g. the speaker has a cold), speaking rate and also acoustical noise and variation recording environment via microphone [6]. Table I gives detail information of recording and training session.

TABLE I
TRAINING REQUIREMENT

Process	Description
Speaker	Three Female Two Male
Tools	Mono microphone Matlab software
Environment	Laboratory
Sampling Frequency, fs	8000Khz



International Journal of Advanced Research in Electrical, Electronics and Instrumentation Engineering

(An ISO 3297: 2007 Certified Organization)

Vol. 2, Special Issue 1, December 2013

IV. EXPERIMENTAL EVALUATION

A. Audio Database

Speech samples are taken from five persons. From each person 50 to 60 samples are taken. The length of the speech samples was experimentally set as 4s.

TABLE II
AUDIO DATABASE

Speaker	Samples
Speaker 1	61
Speaker 2	50
Speaker 3	59
Speaker 4	50
Speaker 5	50

B. Experimental Setup

The speech samples are first windowed (with a Hamming window) into 30 ms long frames with an overlap of 15 ms, as done in [7]. The frequency range of analysis is set from 20 Hz (minimum audible frequency) to the Nyquist frequency (in this work, 11 KHz). Subsequently, audio samples are parameterized by means of GTCC (both the proposed adaptation and previous speech-oriented implementations [4]–[8]) and other state-of-the-art features (MFCC and MPEG-7). MFCC are computed following their typical implementation [9]. With regard to MPEG-7 parameterization, we consider the Audio Spectrum Envelope (since it was the MPEG-7 low level descriptor attaining the best performance for non-speech audio recognition in which is converted to decibel scale, then level-normalized with the RMS energy [9], and finally compacted with the DCT.

Rather than performing the audio classification at frame-level, we consider complete audio patterns extracted after analyzing the *whole* 4 s-sound samples at frame-level. With reference to these kinds of sounds, it is of great relevance to consider the signal time evolution (including envelope shape, periodicity and consistency of temporal changes across frequency channels). Subsequently, the audio patterns obtained are compacted by calculating the mean feature vector over different intervals [8]. The main purpose of this process is to make the classification problem affordable without losing the feature space interpretability, which would happen if considering, for example, principal component analysis or independent component analysis [7]. This requirement is especially important, since we are mainly interested in determining the rationale behind the performance of GTCC in contrast to other state-of-the-art audio features.

Regarding the classification system, three machine learning methods are used for completeness: 1) a neural network (NN), and more specifically, a multilayer perceptron with one hidden layer; and 2) a support vector machine (SVM) with a radial basis function kernel and *one versus all* multiclass approach and K-nearest neighbor [8]. The audio patterns are divided into train and test data sets using a 10 10-fold cross validation scheme to yield statistically reliable results. Within each fold, the samples used for training are different from those used for testing. In addition, the last experiment employs a 4-fold cross validation scheme with a different setup, whose aim is to test the generalization capability of the features. The classification accuracy is computed as the averaged percentage of the testing samples correctly classified by each machine learning method.

V. EXPERIMENTAL RESULTS

A. GTCC Adjustment

The first experiment is conducted so as to adjust the GTCC computation for non-speech audio classification purposes. For each parameter (i.e., total filter bank bandwidth, GT filter order, ERB model, and number of filters), the value maximizing the classification accuracy is selected. Firstly, the positive effect of enlarging the filter bank bandwidth (with extensions both on the low and high frequencies) from the typical bandwidth employed in speech is demonstrated [9]. Secondly, the fourth, sixth, and eighth GT filter orders show very similar behavior. Among them,



International Journal of Advanced Research in Electrical, Electronics and Instrumentation Engineering

(An ISO 3297: 2007 Certified Organization)

Vol. 2, Special Issue 1, December 2013

fourth-order filters are selected given their lower computational cost. Thirdly, it is observed that both Greenwood and Glasberg and Moore ERB models attain a better performance than Lyon's. Between them, Glasberg and Moore are selected. Finally, N=48 filters are chosen, as a good trade-off between classification accuracy and filter bank complexity.

B. Features Comparison

In the following experiment, the proposed GTCC for the speaker recognition is done using three machine learning methods, neural network, support vector machine and K-nearest neighbor. GTCC and MFCC show comparable results when using the SVM. GTCC yielded a notably higher accuracy for both the KNN and the NN.

TABLE III
RESULT OBTAINED IN MFCC AND GTCC

Speaker	Number of correct samples					
	MFCC			GTCC		
	SVM	NN	KNN	SVM	NN	KNN
Speaker 1	40	57	60	40	60	61
Speaker 2	41	50	48	41	50	49
Speaker 3	40	54	53	40	57	54
Speaker 4	38	48	46	50	48	48
Speaker 5	51	47	47	40	49	50

C. Performance Comparison GTCC versus MFCC

Accuracy improvement yielded by GTCC with respect to MFCC is analysed. This improvement is calculated as the difference between the classification rates attained for each machine learning method. It should be noted that, in order to yield a fair comparison, the bandwidth of analysis (20 Hz-11 KHz), number of filters (48), and number of Cepstral coefficients (13) were identically set in both GTCC and MFCC. The GTCC performs notably better than the MFCC. Sounds like animals, birds show an important accuracy improvement. All sounds whose classification accuracy is improved when using GTCC share some spectral similarities, as they present particular components in the low part of the spectrum, i.e., below 1 KHz.

International Journal of Advanced Research in Electrical, Electronics and Instrumentation Engineering

(An ISO 3297: 2007 Certified Organization)

Vol. 2, Special Issue 1, December 2013

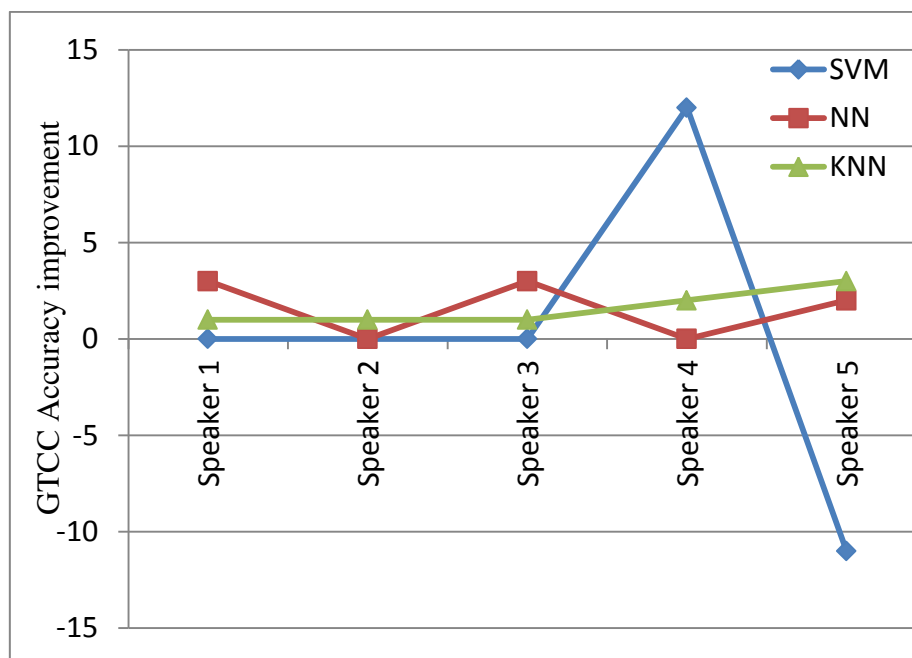


Fig. 3 GTCC accuracy improvement

VI. CONCLUSION

GTCC borrowed from the non-speech research field, have been adapted for the speaker identification. This paper has discussed voice recognition algorithm with three machine learning methods (Neural network, Support vector machine and K-nearest neighbor) which are important in improving the voice recognition performance. The technique was able to authenticate the particular speaker based on the individual information that was included in the voice signal. The results show that these techniques could be used effectively for voice recognition purposes. However, there is still room for further improvement through investigating the temporal properties of the audio signals, combining GTCC with other signal features and implementing the technique in real-time on multimedia portable devices.

REFERENCES

- [1] S. Chu, S. Narayanan, and C.-C. J. Kuo, "Environmental sound recognition with time-frequency audio features," *IEEE Trans. Audio, Speech, Lang. Process.*, vol. 17, no. 6, pp. 1142–1158, Aug. 2009.
- [2] Cheong Soo Yee and Abdul Manan Ahmad, *Malay Language Text Independent Speaker Verification using NN-MLP Classifier with MFCC*, 2008 International Conference on Electronic Design.
- [3] A. Rabaoui, M. Davy, S. Rossignol, and N. Ellouze, "Using one-class SVMs and wavelets for audio surveillance," *IEEE Trans. Inf. Forensics Security*, vol. 3, no. 4, Dec. 2008.
- [4] J. Holdsworth, I. Nimmo-Smith, R. D. Patterson, and P. Rice, *Spiral Vocoder Final Report, Part A: The Auditory Filter Bank (Annex C)*, 1988, APU rep. 2341.
- [5] O. Cheng, W. Abdulla, and Z. Salcic, "Performance evaluation of front-end algorithms for robust speech recognition," in *Proc. ISSPA*, 2005.
- [6] Chunsheng Fang, *From Dynamic Time Warping (DTW) to Hidden Markov Model (HMM)*, University of Cincinnati, 2009.
- [7] <http://www.cse.unsw.edu.au/~waleed/phd/html/node38.html>, downloaded on 3rd March 2010.
- [8] W. Abdullah, "Auditory based feature vectors for speech recognition systems," in *Advances in Communications and Software Technologies*, N. E. Mastorakis and V. V. Kluev, Eds. Greece: WSEAS Press, 2002, pp. 231–236.
- [9] H. Kim, N. Moreau, and T. Sikora, *MPEG-7 Audio and Beyond. Audio Content Indexing and Retrieval*. New York: Wiley, 2005.