

# Numerical study of MHD and radiation effects on flow past an Oscillating isothermal vertical plate with uniform mass flux

R.Muthucumaraswamy<sup>1</sup>, B.Saravanan<sup>2</sup>

Professor & Head, Department of Applied Mathematics, Sri Venkateswara College of Engineering, Irungattukottai 602117, Sriperumbudur Taluk, India.<sup>1</sup>

Assistant Professor, Department of Applied Mathematics, Sri Venkateswara College of Engineering, Irungattukottai 602117, Sriperumbudur Taluk, India<sup>2</sup>

**Abstract:** The objective of the present work is to study the heat and mass transfer effects on unsteady MHD radiative flow past an oscillating semi-infinite isothermal vertical plate with uniform mass flux. The fluid considered here is a gray, absorbing-emitting radiation but non-scattering medium. The dimensionless governing equations are solved by an efficient, more accurate, and unconditionally stable and fast converging implicit scheme. The effect of velocity, concentration and temperature for different parameters like thermal radiation, magnetic field, Schmidt number, thermal Grashof number and mass Grashof number are studied. It is observed that the velocity decreases in the presence of thermal radiation or magnetic field parameter

**Keywords:** MHD, radiation, isothermal, vertical plate, finite-difference, mass flux

## I. INTRODUCTION

The study of flow problem, which involve the interaction of several phenomena, has a wide range of applications in the field of science and technology. One such study is related to effects of free convection MHD flow, which plays an important role in agriculture, petroleum industries, geophysics and astrophysics. Also it has applications in the field metrology, solarphysics, aeronautics, chemical engineering and electronics. The effect of Radiation on MHD flow and heat transfer problems have been more important industrially. The subject of magneto hydrodynamics has attracted the attention of large number of researchers due to its diverse application. In astrophysics and geophysics it is used to study the stellar and solar structures, etc. In engineering, it is used in MHD pumps and MHD bearing, etc.

Soundalgekar , Gupta and Aranake[1] have studied Free convection currents on MHD Stokes problem for a vertical plate. England and Emery [2] have studied the thermal radiation effects of a optically thin gray gas bounded by a stationary vertical plate. Soundalgekar , Gupta and Birajdar have studied the Effects of Mass transfer and free convection currents on MHD Stokes problem for a vertical plate[3].

Soundalgekar and Takhar [4] have considered the radiative free convective flow of an optically thin gray-gas past a semi-infinite vertical plate. Radiation effect on mixed convection along a isothermal vertical plate were studied by Hossain and Takhar [5]. Raptis and Perdikis [6] have studied the effects of thermal radiation and free convection flow past a moving infinite vertical plate. Again, Raptis and Perdikis [7] studied thermal radiation effects on moving infinite vertical plate in the presence of mass diffusion. The flow of a viscous, incompressible fluid past an infinite isothermal vertical plate, oscillating in its own plane, was studied by Soundalgekar [8]. The effect on the flow past a vertical oscillating plate due to a combination of concentration and temperature differences was studied extensively by Soundalgekar and Akolkar [9]. The

# International Journal of Innovative Research in Science, Engineering and Technology

(An ISO 3297: 2007 Certified Organization)

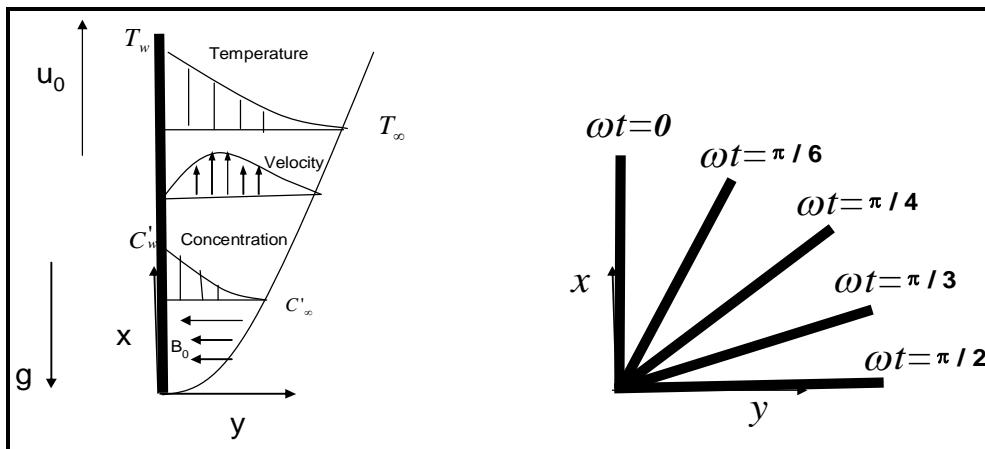
Vol. 3, Issue 2, February 2014

effect of mass transfer on the flow past an infinite vertical oscillating plate in the presence of constant heat flux has been studied by Soundalgekar et al[10]. Shanker and Kishan[11] have studied the effect of mass transfer on the MHD flow past an impulsively started infinite vertical plate with variable temperature or constant heat flux. MHD Stokes problem for a vertical infinite plate with variable temperature was studied by Soundalgekar, Patil and Jahagirdar[12]. Singh and Sacheti[13] have studied the Finite difference analysis of unsteady hydromagnetic free-convection flow with constant heat flux.

Numerical solution on natural convection along an oscillating isothermal vertical plate under the combined buoyancy effects of heat and mass diffusion in the presence of thermal radiation has not received attention of any researcher. This study found useful in distribution of cooling in a closed environment. Hence, the present study is to investigate the unsteady flow past an oscillating semi-infinite vertical plate with thermal radiation by an implicit finite-difference scheme of Crank-Nicolson type.

## II. MATHEMATICAL FORMULATION OF THE PROBLEM

A transient, laminar, unsteady natural convection flow of a viscous incompressible fluid past an oscillating semi-infinite isothermal vertical plate in the presence of thermal radiation has been considered. It is assumed that the concentration  $C'$  of the diffusing species in the binary mixture is very less in comparison to the other chemical species which are present. Here, the  $x$ -axis is taken along the plate in the vertically upward direction and the  $y$ -axis is taken normal to the plate. The physical model of the problem is shown in figure 1. Initially, it is assumed that the plate and the fluid are of the same temperature and concentration.



**Fig.1:Physical model of the problem**

At time  $t' > 0$ , the plate starts oscillating in its own plane with frequency  $\omega'$  against gravitational field. The temperature of the plate is raised  $T_w$  and the concentration level near the plate is raised at a constant rate. The fluid considered here is a gray, absorbing-emitting radiation but a non-scattering medium and the viscous dissipation is assumed to be negligible. Then under the above assumptions, the governing boundary layer equations of mass, momentum and concentration for free convective flow with usual Boussinesq's approximation are as follows(Gebart and Pera[14]):

## International Journal of Innovative Research in Science, Engineering and Technology

(An ISO 3297: 2007 Certified Organization)

Vol. 3, Issue 2, February 2014

$$\frac{\partial u}{\partial x} + \frac{\partial v}{\partial y} = 0 \tag{2.1}$$

$$\frac{\partial u}{\partial t'} + u \frac{\partial u}{\partial x} + v \frac{\partial u}{\partial y} = g\beta(T - T_\infty) + g\beta^*(C' - C'_\infty) + v \frac{\partial^2 u}{\partial y^2} - \frac{\sigma B_o^2}{\rho} u \tag{2.2}$$

$$\rho C_p \left( \frac{\partial T'}{\partial t'} + u \frac{\partial T'}{\partial x} + v \frac{\partial T'}{\partial y} \right) = \frac{\partial^2 T'}{\partial y^2} - \frac{\partial q_r}{\partial y} \tag{2.3}$$

$$\frac{\partial C'}{\partial t'} + u \frac{\partial C'}{\partial x} + v \frac{\partial C'}{\partial y} = D \frac{\partial^2 C'}{\partial y^2} \tag{2.4}$$

The initial and boundary conditions are

$$\begin{aligned} t' \leq 0: \quad & u = 0, \quad v = 0, \quad T' = T_\infty, \quad C' = C'_\infty \\ t' > 0: \quad & u = u_0 \cos \omega t', \quad v = 0, \quad T' = T_w, \quad \frac{\partial C'}{\partial y} = \frac{j''}{D} \quad \text{at} \quad y = 0 \\ & u = 0, \quad T' = T_\infty, \quad C' = C'_\infty \quad \text{at} \quad x = 0 \\ & u \rightarrow 0, \quad T' \rightarrow T_\infty, \quad C' \rightarrow C'_\infty \quad \text{as} \quad y \rightarrow \infty \end{aligned} \tag{2.5}$$

In the case of an optically thin gray gas the local radiant absorption is expressed by

$$\frac{\partial q_r}{\partial y} = -4a^* \sigma (T_\infty^4 - T'^4) \tag{2.6}$$

We assume that the temperature differences within the flow are sufficiently small such that  $T'^4$  may be expressed as a linear function of the temperature. This is accomplished by expanding  $T'^4$  in a Taylor series about  $T_\infty$  and neglecting higher-order terms, thus

$$T'^4 \cong 4T_\infty^3 T' - 3T_\infty^4 \tag{2.7}$$

By using equations (2.6) and (2.7), equation (2.3) reduces to

$$\rho C_p \left( \frac{\partial T'}{\partial t'} + u \frac{\partial T'}{\partial x} + v \frac{\partial T'}{\partial y} \right) = k \frac{\partial^2 T'}{\partial y^2} + 16a^* \sigma T_\infty^3 (T_\infty - T') \tag{2.8}$$

On introducing the following non-dimensional quantities

$$\begin{aligned} U = \frac{u}{u_0}, \quad V = \frac{v}{u_0}, \quad t = \frac{t' u_0^2}{\nu}, \quad X = \frac{x u_0}{\nu}, \quad Y = \frac{y u_0}{\nu}, \quad T = \frac{T' - T_\infty}{T_w - T_\infty}, \\ Gr = \frac{g\beta\nu(T_w - T_\infty)}{u_0^3}, \quad C = \frac{C' - C'_\infty}{\left( \frac{j''\nu}{Du_0} \right)}, \quad Gc = \frac{\nu^2 g\beta^* j''}{Du_0^4}, \quad \omega = \frac{\omega' \nu}{u_0^2}, \end{aligned} \tag{2.9}$$

## International Journal of Innovative Research in Science, Engineering and Technology

(An ISO 3297: 2007 Certified Organization)

Vol. 3, Issue 2, February 2014

$$R = \frac{16a^* v^2 \sigma T_\infty^3}{ku_0^2}, Pr = \frac{\rho C_p}{k}, Sc = \frac{\nu}{D}, M = \frac{\sigma B_0^2 \nu}{\rho u_0^2}$$

Equations (2.1) to (2.4) are reduced to the following non-dimensional form

$$\frac{\partial U}{\partial X} + \frac{\partial V}{\partial Y} = 0 \quad (2.10) \quad \frac{\partial U}{\partial t} + U \frac{\partial U}{\partial X} + V \frac{\partial U}{\partial Y} = Gr T + Gc C + \frac{\partial^2 U}{\partial Y^2} - MU$$

$$(2.11) \quad \frac{\partial T}{\partial t} + U \frac{\partial T}{\partial X} + V \frac{\partial T}{\partial Y} = \frac{1}{Pr} \frac{\partial^2 T}{\partial Y^2} - \frac{R}{Pr} T \quad (2.12)$$

$$\frac{\partial C}{\partial t} + U \frac{\partial C}{\partial X} + V \frac{\partial C}{\partial Y} = \frac{1}{Sc} \frac{\partial^2 C}{\partial Y^2} \quad (2.13)$$

The corresponding initial and boundary conditions in non-dimensional quantities are

$$t \leq 0: U = 0, V = 0, T = 0, C = 0$$

$$t > 0: U = \cos \omega t, V = 0, T = 1, \frac{\partial C}{\partial Y} = -1 \quad \text{at } Y = 0 \quad (2.14)$$

$$U = 0, T = 0, C = 0 \quad \text{at } X = 0$$

$$U \rightarrow 0, T \rightarrow 0, C \rightarrow 0 \quad \text{as } Y \rightarrow \infty$$

### III. NUMERICAL TECHNIQUE

In order to solve the unsteady, non-linear coupled equations (2.10) to (2.13) under the conditions (2.14), an implicit finite difference scheme of Crank- Nicolson type has been employed. The finite difference equations corresponding to equations (2.10) to (2.13) are as follows:

$$\frac{[U_{i,j}^{n+1} - U_{i-1,j}^{n+1} + U_{i,j}^n - U_{i-1,j}^n + U_{i,j-1}^{n+1} - U_{i-1,j-1}^{n+1} + U_{i,j-1}^n - U_{i-1,j-1}^n]}{4\Delta X} + \frac{[V_{i,j}^{n+1} - V_{i,j-1}^{n+1} + V_{i,j}^n - V_{i,j-1}^n]}{2\Delta Y} = 0 \quad (3.1)$$

$$\begin{aligned} & \frac{[U_{i,j}^{n+1} - U_{i,j}^n]}{\Delta t} + U_{i,j}^n \frac{[U_{i,j}^{n+1} - U_{i-1,j}^{n+1} + U_{i,j}^n - U_{i-1,j}^n]}{2\Delta X} + V_{i,j}^n \frac{[U_{i,j+1}^{n+1} - U_{i,j-1}^{n+1} + U_{i,j+1}^n - U_{i,j-1}^n]}{4\Delta Y} \\ & = \frac{Gr}{2} [T_{i,j}^{n+1} + T_{i,j}^n] + \frac{Gc}{2} [C_{i,j}^{n+1} + C_{i,j}^n] - \frac{M}{2} [U_{i,j}^{n+1} + U_{i,j}^n] \\ & + \frac{[U_{i,j-1}^{n+1} - 2U_{i,j}^{n+1} + U_{i,j+1}^{n+1} + U_{i,j-1}^n - 2U_{i,j}^n + U_{i,j+1}^n]}{2(\Delta Y)^2} \end{aligned} \quad (3.2)$$

**International Journal of Innovative Research in Science,  
Engineering and Technology**

(An ISO 3297: 2007 Certified Organization)

Vol. 3, Issue 2, February 2014

$$\begin{aligned} & \frac{[T_{i,j}^{n+1} - T_{i,j}^n]}{\Delta t} + U_{i,j}^n \frac{[T_{i,j}^{n+1} - T_{i-1,j}^{n+1} + T_{i,j}^n - T_{i-1,j}^n]}{2\Delta X} + V_{i,j}^n \frac{[T_{i,j+1}^{n+1} - T_{i,j-1}^{n+1} + T_{i,j+1}^n - T_{i,j-1}^n]}{4\Delta Y} \\ & = \frac{1}{Pr} \frac{[T_{i,j-1}^{n+1} - 2T_{i,j}^{n+1} + T_{i,j+1}^{n+1} + T_{i,j-1}^n - 2T_{i,j}^n + T_{i,j+1}^n]}{2(\Delta Y)^2} - \frac{R(T_{i,j}^{n+1} + T_{i,j}^n)}{2Pr} \end{aligned} \quad (3.3)$$

$$\begin{aligned} & \frac{[C_{i,j}^{n+1} - C_{i,j}^n]}{\Delta t} + U_{i,j}^n \frac{[C_{i,j}^{n+1} - C_{i-1,j}^{n+1} + C_{i,j}^n - C_{i-1,j}^n]}{2\Delta X} + V_{i,j}^n \frac{[C_{i,j+1}^{n+1} - C_{i,j-1}^{n+1} + C_{i,j+1}^n - C_{i,j-1}^n]}{4\Delta Y} \\ & = \frac{1}{Sc} \frac{[C_{i,j-1}^{n+1} - 2C_{i,j}^{n+1} + C_{i,j+1}^{n+1} + C_{i,j-1}^n - 2C_{i,j}^n + C_{i,j+1}^n]}{2(\Delta Y)^2} \end{aligned} \quad (3.4)$$

The concentration boundary condition at Y=0 in the finite difference form is

$$\frac{1}{2} \frac{[C_{i,1}^{n+1} + C_{i,1}^n - C_{i,-1}^{n+1} - C_{i,-1}^n]}{2\Delta Y} = -1 \quad (3.5)$$

At Y = 0 (i.e., j=0) equation (3.4), becomes

$$\begin{aligned} & \frac{[C_{i,0}^{n+1} - C_{i,0}^n]}{\Delta t} + U_{i,0}^n \frac{[C_{i,0}^{n+1} - C_{i-1,0}^{n+1} + C_{i,0}^n - C_{i-1,0}^n]}{2\Delta X} \\ & = \frac{1}{Sc} \frac{[C_{i,-1}^{n+1} - 2C_{i,0}^{n+1} + C_{i,1}^{n+1} + C_{i,-1}^n - 2C_{i,0}^n + C_{i,1}^n]}{2(\Delta Y)^2} \end{aligned} \quad (3.6)$$

After eliminating  $C_{i,-1}^{n+1} + C_{i,-1}^n$  using equation (3.5), equation (3.6) reduces to the form

$$\begin{aligned} & \frac{[C_{i,0}^{n+1} - C_{i,0}^n]}{\Delta t} + U_{i,0}^n \frac{[C_{i,0}^{n+1} - C_{i-1,0}^{n+1} + C_{i,0}^n - C_{i-1,0}^n]}{2\Delta X} \\ & = \frac{1}{Sc} \frac{[C_{i,1}^{n+1} - C_{i,0}^{n+1} + C_{i,1}^n - C_{i,0}^n + 2\Delta Y]}{(\Delta Y)^2} \end{aligned} \quad (3.7)$$

Here the region of integration is considered as a rectangle with sides  $X_{max} (= 1)$  and  $Y_{max} (=20)$ , where  $Y_{max}$  corresponds to  $Y = \infty$  which lies very well outside both the momentum and energy boundary layers. The maximum of Y was chosen as 14 after some preliminary investigations so that the last two of the boundary conditions (2.14) are satisfied with in the tolerance limit  $10^{-5}$ . After experimenting with a few set of mesh sizes have been fixed at the level  $\Delta X = 0.05$ ,  $\Delta Y = 0.25$ , with time step  $\Delta t = 0.01$ . In this case, the spatial mesh sizes are reduced by 50% in one direction, and later in both directions, and the results are compared. It is observed that, when the mesh size is reduced by 50% in the Y-direction, the results differ in the fifth decimal place while the mesh sizes are reduced by 50% in X-direction or in both directions; the results are comparable to three decimal places. Hence, the above mesh sizes have been considered as appropriate for

# International Journal of Innovative Research in Science, Engineering and Technology

(An ISO 3297: 2007 Certified Organization)

Vol. 3, Issue 2, February 2014

calculation. The coefficients  $U_{i,j}^n$  and  $V_{i,j}^n$  appearing in the finite difference equation are treated as constants at any one time step. Here  $i$ -designates the grid point along the  $X$  - direction,  $j$  along the  $Y$ - direction and  $k$  to the  $t$ -time. The values of  $U$ ,  $V$  and  $T$  are known at all grid points at  $t = 0$  from the initial conditions. The computations of  $U$ ,  $V$ ,  $T$  and  $C$  at time level  $(n + 1)$  using the values at previous time level  $(n)$  are carried out as follows: The finite-difference equations (3.4) and (3.7) at every internal nodal point on a particular  $i$ -level constitute a tridiagonal system of equations. The system of equations is solved by using Thomas algorithm as discussed in Carnahan et al [11]. Thus, the values of  $C$  are found at every nodal point for a particular  $i$  at  $(n+1)^{\text{th}}$  time level. Similarly, the values of  $T$  are calculated from equation (3.3). Using the values of  $C$  and  $T$  at  $(n+1)^{\text{th}}$  time level in the equation (3.2), the values of  $U$  at  $(n+1)^{\text{th}}$  time level are found in a similar manner. Thus, the values of  $C$ ,  $T$  and  $U$  are known on a particular  $i$ -level. Finally, the values of  $V$  are calculated explicitly using the equation (3.1) at every nodal point at particular  $i$ -level at  $(n+1)^{\text{th}}$  time level. This process is repeated for various  $i$ -levels. Thus the values of  $C$ ,  $T$ ,  $U$  and  $V$  are known, at all grid points in the rectangle region at  $(n+1)^{\text{th}}$  time level.

In a similar manner computations are carried out by moving along  $i$ -direction. After computing values corresponding to each  $i$  at a time level, the values at the next time level are determined in a similar manner. Computations are repeated until the steady-state is reached. The steady-state solution is assumed to have been reached, when the absolute difference between the values of  $U$ , and as well as temperature  $T$  and concentration  $C$  at two consecutive time steps are less than  $10^{-5}$  at all grid points.

## IV. RESULTS AND DISCUSSION

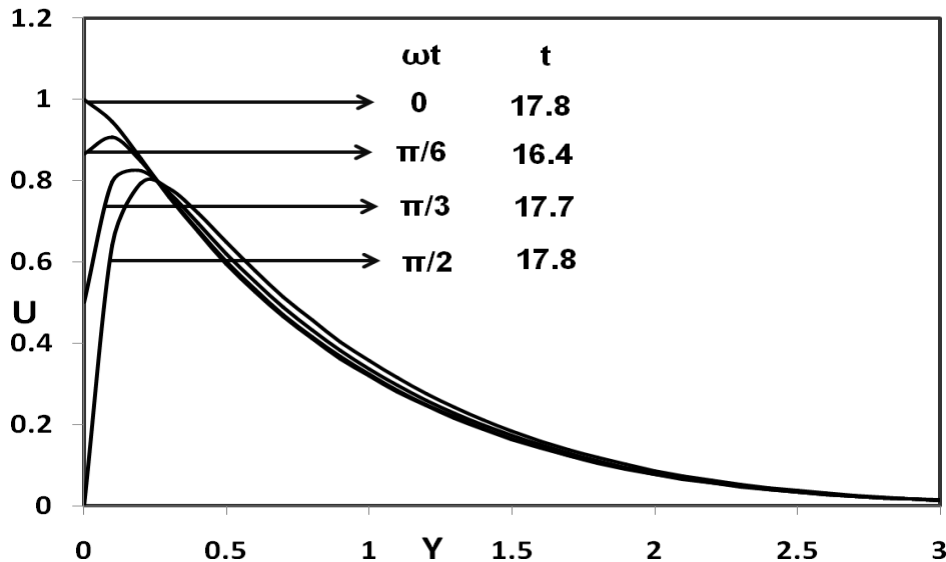
The numerical values of the velocity, temperature and concentration are computed for different parameters like radiation parameter, magnetic field, Schmidt number, phase angle, thermal Grashof number and mass Grashof number. The purpose of the calculations given here is to assess the effects of the parameters  $\omega t$ ,  $R$ ,  $Gr$ ,  $Gc$  and  $Sc$  upon the nature of the flow and transport. The value of Prandtl number  $Pr$  is chosen such that they represent air ( $Pr = 0.71$ ) and the Schmidt number  $Sc = 0.6$  (Water vapour).

The steady-state velocity profiles for different phase angle are shown in figure 2. The velocity profiles presented are those at  $X = 1.0$ . It is observed that for different phase angle ( $\omega t = 0, \pi/6, \pi/3, \pi/2$ ),  $Gr=5=Gc$ ,  $M=2$  and  $R=2$  the velocity decreases with increasing phase angle. Here  $\omega t = 0$  represents vertical plate and note that the velocity profile grows from  $U = 1$  and  $\omega t = \pi/2$  refers horizontal plate and the velocity profiles starting with  $U = 0$ . The numerical value satisfies with the prescribed boundary conditions. It is also observed that the time taken to reach steady-state is more in the case of vertical plate than horizontal plate.

## International Journal of Innovative Research in Science, Engineering and Technology

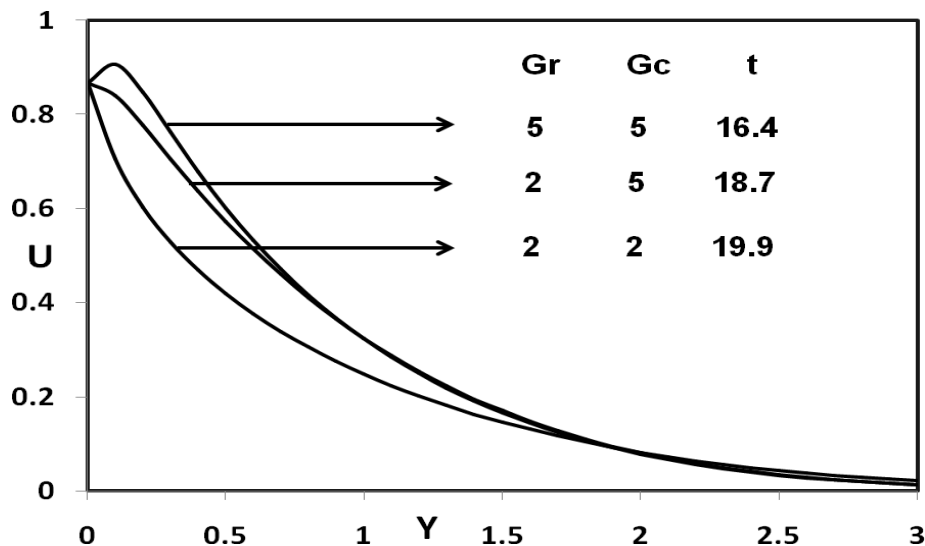
(An ISO 3297: 2007 Certified Organization)

Vol. 3, Issue 2, February 2014



**Fig.2: Steady state velocity profiles for different values of  $\omega t$**

In figure 3, the velocity profiles for different thermal Grashof number ( $Gr=2,5$ ), mass Grashof number ( $Gc=2,5$ ),  $\omega t = \pi/6$ ,  $M=2$  and  $R=2$  are shown graphically. This shows that the velocity increases with increasing thermal Grashof number or mass Grashof number. As thermal Grashof number or mass Grashof number increases, the buoyancy effect becomes more significant, as expected; it implies that, more fluid is entrained from the free stream due to the strong buoyancy effects.



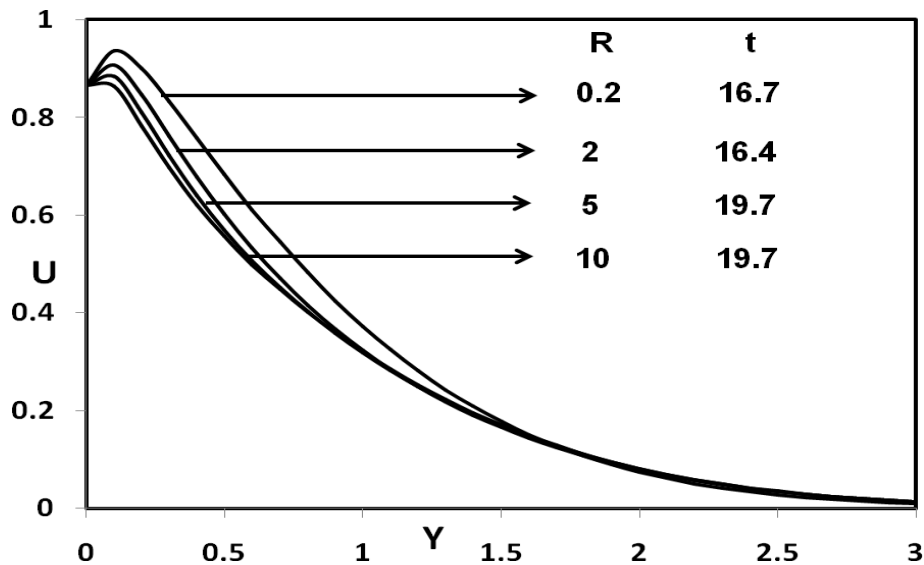
**Fig.3: Steady state velocity profiles for different values of Gr & Gc**

## International Journal of Innovative Research in Science, Engineering and Technology

(An ISO 3297: 2007 Certified Organization)

Vol. 3, Issue 2, February 2014

The effect of velocity for different radiation parameter ( $R = 0.2, 2, 5, 10$ ),  $\omega t = \pi/6$ ,  $M=2$  and  $Gr=Gc=5$  are shown in figure 4. It is observed that the velocity increases with decreasing radiation parameter. This shows that velocity decreases in the presence of high thermal radiation.



**Fig.4: Steady state velocity profiles for different values of R**

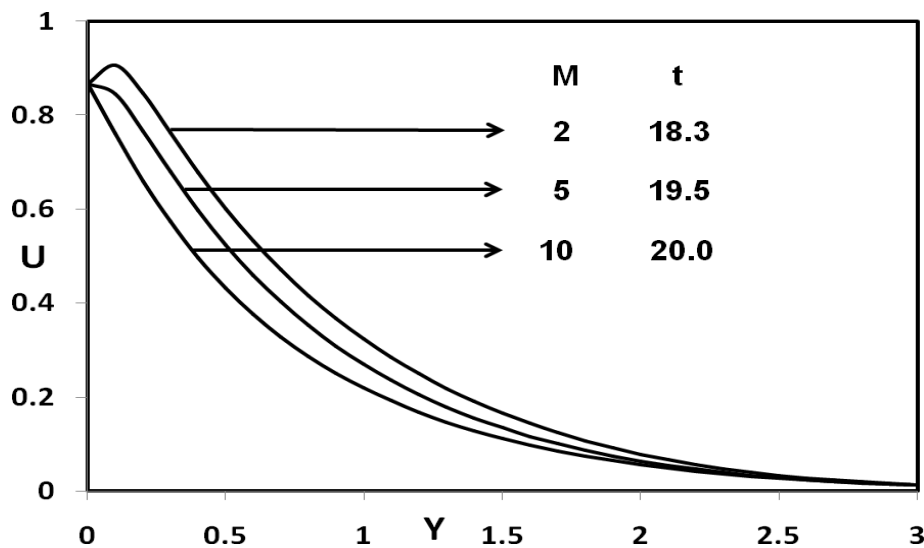
The steady state velocity profiles for different magnetic parameter are shown in figure 5. It is observed that for ( $M=2, 5, 10$ ),  $Pr=0.71$ ,  $R=2$  and  $Sc=0.6$ , the velocity decreases in the presence of magnetic field. This shows that the increase in the magnetic field parameter leads to a fall in the velocity. This agrees with expectation, since the magnetic field exerts a retarding force on free convection flow.



# International Journal of Innovative Research in Science, Engineering and Technology

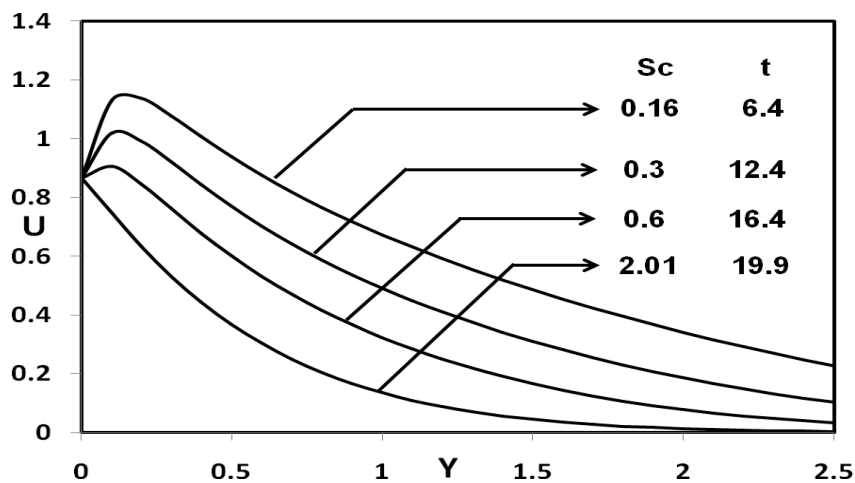
(An ISO 3297: 2007 Certified Organization)

Vol. 3, Issue 2, February 2014



**Fig.5: Steady state velocity profiles for different values of M**

The steady-state velocity profiles for different Schmidt number ( $Sc=0.16, 0.3, 0.6, 2.01$ ),  $Gr=Gc=5$ ,  $\omega t = \pi/6$ ,  $M=2$  and  $R=2$  are shown in figure 6. The velocity profiles presented are those at  $X = 1.0$ . It is observed that the velocity decreases with increasing Schmidt number and the steady-state value increases with increasing Schmidt number. The velocity boundary layer seems to grow in the direction of motion of the plate. It is observed that near the leading edge of a semi-infinite vertical plate moving in a fluid, the boundary layer develops along the direction of the plate. However, the time required for the velocity to reach steady-state depends upon the Schmidt number. This shows that the contribution of mass diffusion to the buoyancy force increases the maximum velocity significantly.



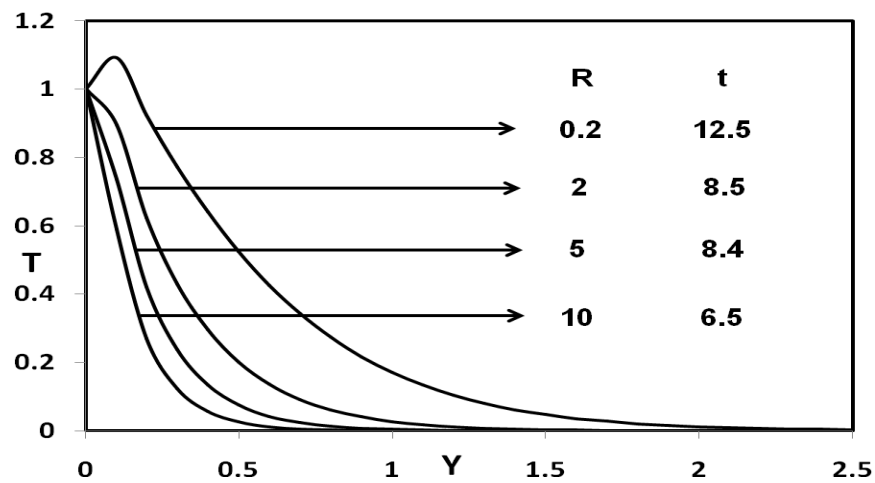
**Fig.6: Steady state velocity profiles for different values of Sc**

## International Journal of Innovative Research in Science, Engineering and Technology

(An ISO 3297: 2007 Certified Organization)

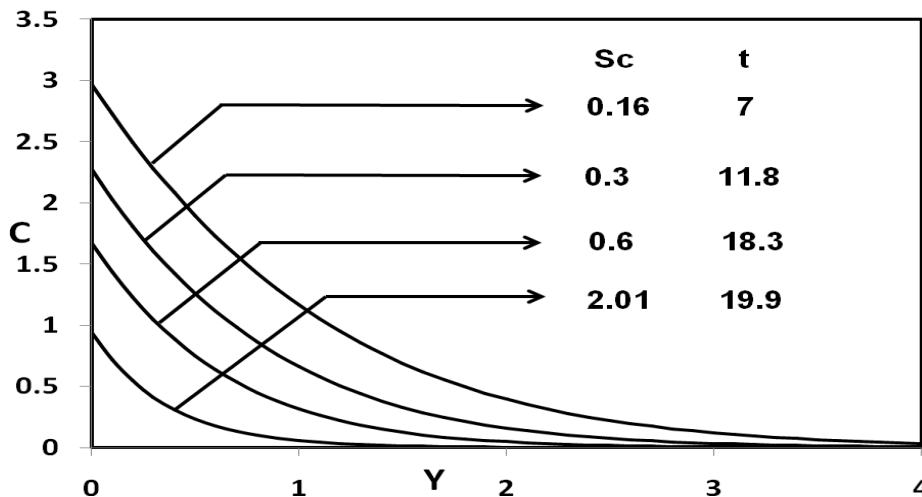
Vol. 3, Issue 2, February 2014

The temperature profiles for different values of the thermal radiation parameter ( $R=0.2, 2, 5, 10$ ) are shown in figure 7. It is observed that the temperature increases with decreasing  $R$ . This shows that the buoyancy effect on the temperature distribution is very significant in air ( $Pr = 0.71$ ). It is clear that at  $R=0.2$ , the temperature increases tremendously than other radiation parameters ( $R=2, 5, 10$ ). This shows that due to higher thermal radiation there is a fall in temperature. It is known that the radiation parameter and Prandtl number plays an important role in flow phenomena because, it is a measure of the relative magnitude of viscous boundary layer thickness to the thermal boundary layer thickness.



**Fig.7: Temperature profiles for different values of R**

The concentration profiles for different values of the Schmidt number ( $Sc=0.16, 0.3, 0.6, 2.01$ ) are shown in figure 8. It is observed that the plate concentration increases with decreasing  $Sc$ .



**Fig.8: Concentration profiles for different values of Sc**

**International Journal of Innovative Research in Science,  
Engineering and Technology**

*(An ISO 3297: 2007 Certified Organization)*

**Vol. 3, Issue 2, February 2014**

Knowing the velocity and temperature field, it is customary to study the skin-friction, Nusselt number and Sherwood number. The local as well as average values of skin-friction, Nusselt number and Sherwood number in dimensionless form are as follows:

$$\tau_x = - \left( \frac{\partial U}{\partial Y} \right)_{Y=0} \tag{4.1}$$

$$\bar{\tau} = - \int_0^1 \left( \frac{\partial U}{\partial Y} \right)_{Y=0} dX \tag{4.2}$$

$$Nu_x = \frac{- X \left( \frac{\partial T}{\partial Y} \right)_{Y=0}}{T_{Y=0}} \tag{4.3}$$

$$\bar{Nu} = - \int_0^1 \left[ \frac{\left( \frac{\partial T}{\partial Y} \right)_{Y=0}}{T_{Y=0}} \right] dX \tag{4.4}$$

$$Sh_x = - X \left( \frac{\partial C}{\partial Y} \right)_{Y=0} \tag{4.5}$$

$$\bar{Sh} = - \int_0^1 \left( \frac{\partial C}{\partial Y} \right)_{Y=0} dX \tag{4.6}$$

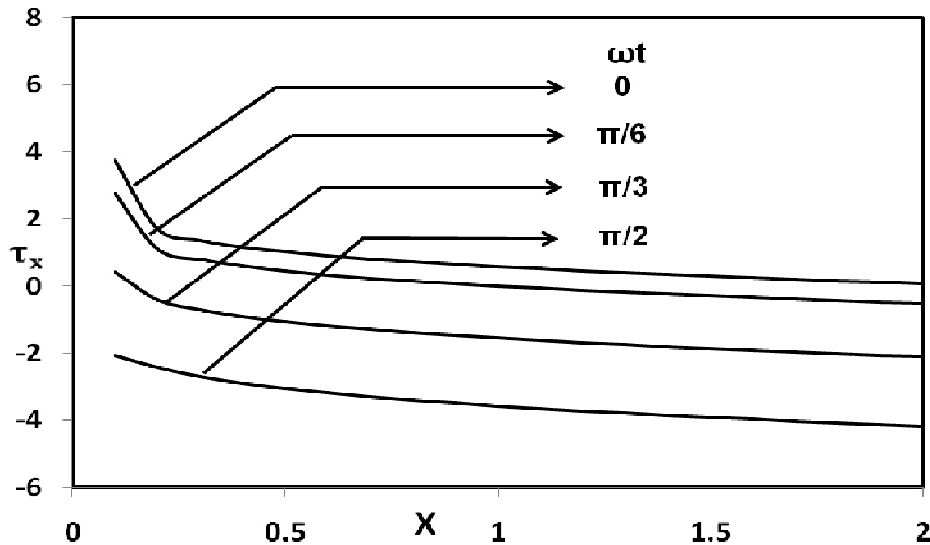
The derivatives involved in the equations (4.1) to (4.6) are evaluated using five-point approximation formula and then the integrals are evaluated using Newton-Cotes closed integration formula.

The local skin-friction, Nusselt number and Sherwood number are plotted in figures 9, 10 and 11 respectively. Local skin-friction values for different phase angle are evaluated from equation (4.1) and plotted in figure 9 as a function of the axial coordinate. The local wall shear stress increases with decreasing phase angle. The trend shows that the wall shear stress is more in the case of vertical plate than horizontal plate.

# International Journal of Innovative Research in Science, Engineering and Technology

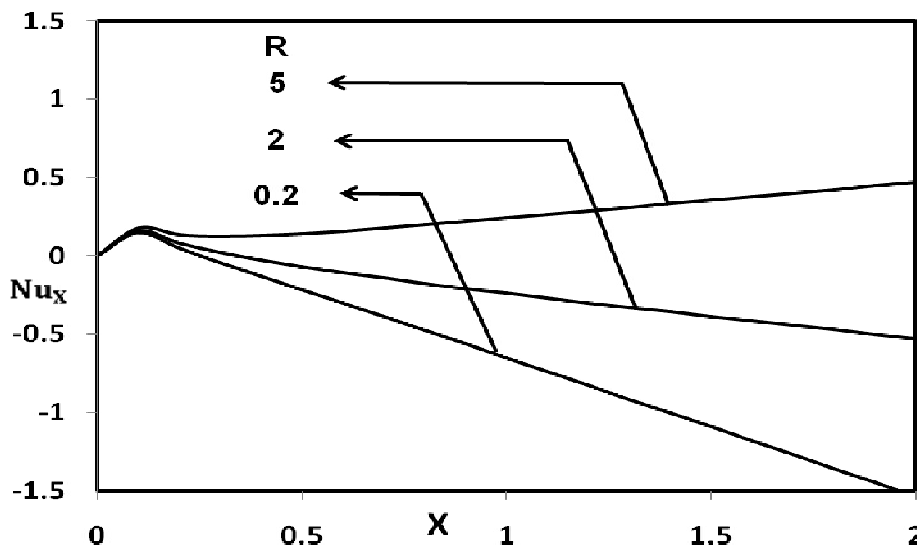
(An ISO 3297: 2007 Certified Organization)

Vol. 3, Issue 2, February 2014



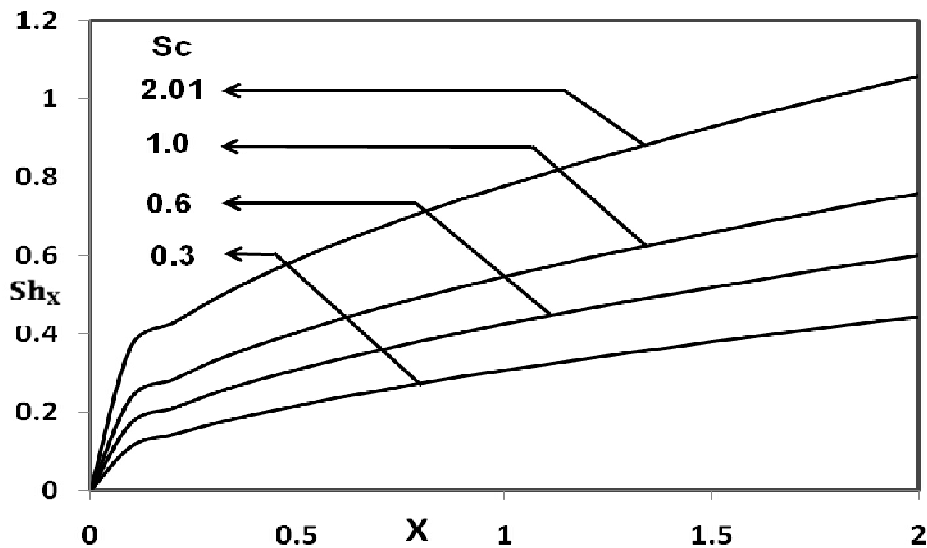
**Fig.9: Local Skin Friction**

The local Nusselt number for different thermal radiation parameter is presented in figure 10 as a function of the axial coordinate. The trend shows that the Nusselt number increases with increasing values of the thermal radiation parameter. It is clear that the rate of heat transfer is more in the presence of thermal radiation.



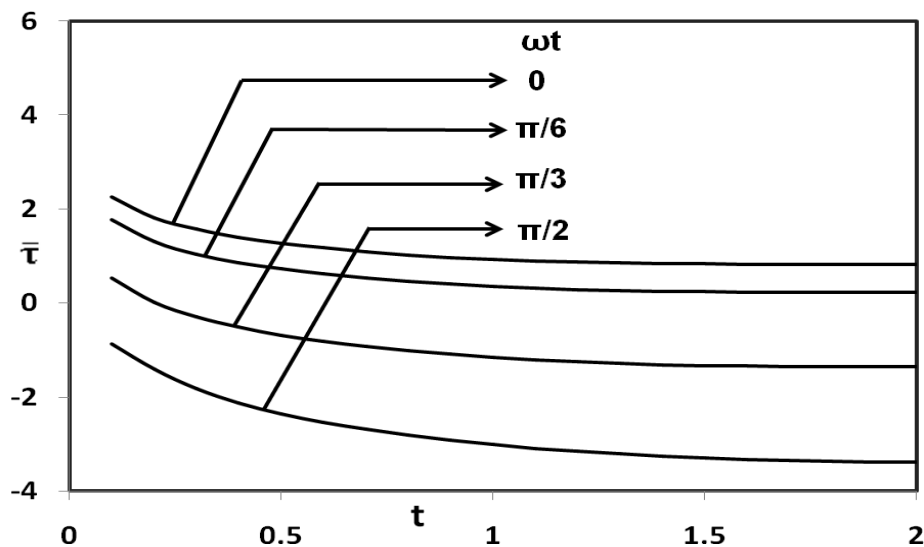
**Fig.10: Local Nusselt Number**

The local Sherwood number for different values of the Schmidt number are shown in figure 11. As expected, the rate of mass transfer increases with increasing values of the Schmidt number. This trend is just reversed as compared to the concentration field for different Schmidt number given in figure 8.



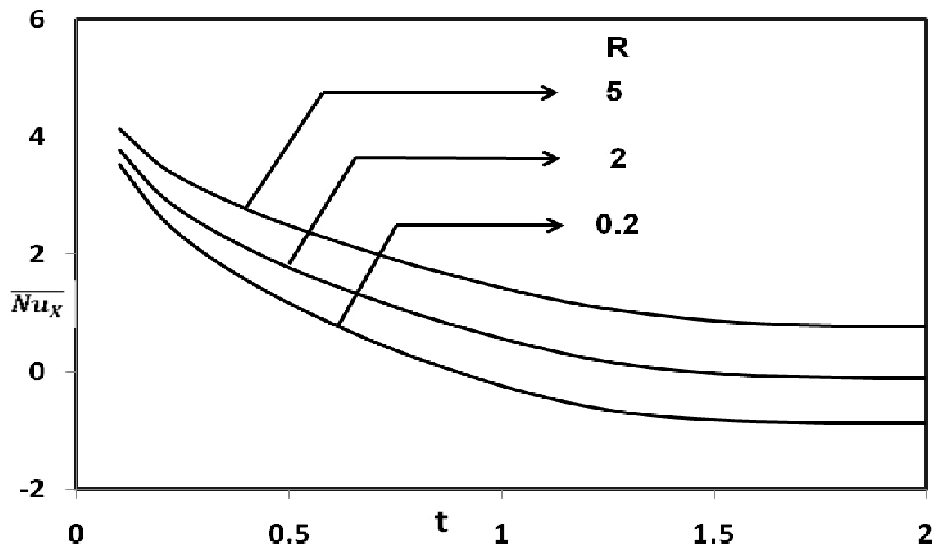
**Fig.11: Local Sherwood Number**

The average values of the skin-friction, Nusselt number and Sherwood number are shown in figures 12, 13 and 14 respectively. The effects of the different phase angle on the average values of the skin-friction are shown in figure 12. The average skin-friction decreases with decreasing with increasing values of the phase angle.

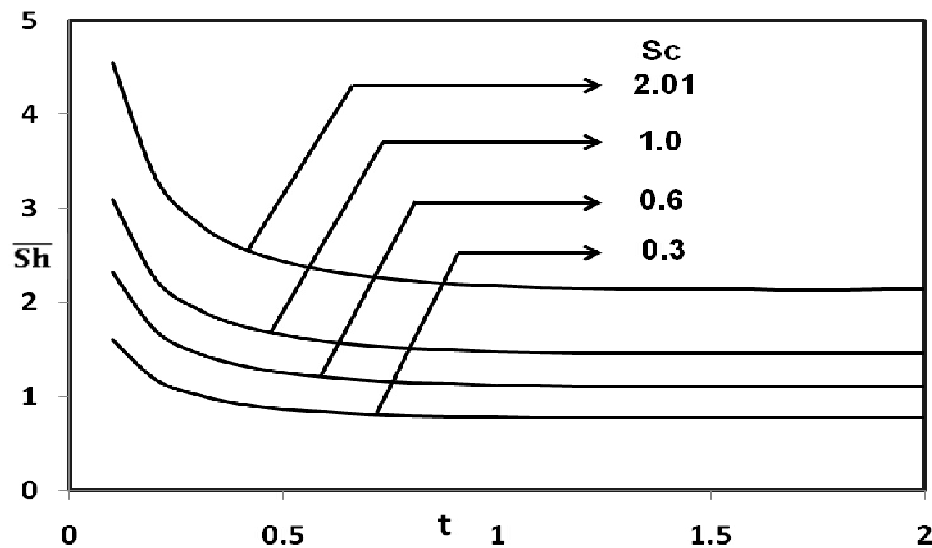


**Fig.12: Average skin Friction**

Figure 13 illustrates the average Nusselt number increases with increasing radiation parameter. From the figure 14, it is observed that the average Sherwood number increases with increasing values of the Schmidt number.



**Fig.13: Average Nusselt Number**



**Fig.14: Average Sherwood Number**

**V CONCLUSIONS**

The numerical study has been carried out for thermal radiation effects on unsteady flow past an oscillating semi-infinite isothermal vertical plate with prescribed uniform mass flux. The dimensionless governing equations are solved by an implicit scheme of Crank-Nicolson type. The effect of velocity, temperature and concentration for different parameter

# International Journal of Innovative Research in Science, Engineering and Technology

(An ISO 3297: 2007 Certified Organization)

Vol. 3, Issue 2, February 2014

are studied. The local as well as average skin-friction, Nusselt number and Sherwood number are shown graphically. It is observed that the contribution of mass diffusion to the buoyancy force increases the maximum velocity significantly. It is also observed that the velocity decreases in the presence of thermal radiation. The study shows that the number of time steps to reach steady-state depends strongly on the radiation parameter.

## Nomenclature

$a^*$	absorption constants
$C'$	species concentration in the fluid
$C$	dimensionless concentration
$C'_w$	concentration of the plate
$C'_\infty$	concentration in the fluid far away from the plate
$C_p$	specific heat at constant pressure
$D$	mass diffusion coefficient
$Gc$	mass Grashof number
$Gr$	thermal Grashof number
$g$	acceleration due to gravity
$k$	thermal conductivity
$R$	thermal radiation parameter
$Pr$	Prandtl number
$Sc$	Schmidt number
$M$	magnetic field parameter
$Nu_x$	dimensionless local Nusselt number
$\overline{Nu}$	dimensionless average nusselt number
$Sh_x$	dimensionless local Sherwood number
$\overline{Sh}$	dimensionless average Sherwood number
$T$	temperature of the fluid near the plate
$T'$	temperature
$T'_w$	temperature of the plate
$T'_\infty$	temperature of the fluid far away from the plate
$t'$	time
$u_0$	velocity of the plate
$u, v$	velocity of the components of the fluid in X, Y- directions respectively
$x$	coordinate along the plate
$y$	coordinate axis normal to the plate

# International Journal of Innovative Research in Science, Engineering and Technology

(An ISO 3297: 2007 Certified Organization)

Vol. 3, Issue 2, February 2014

$X$	dimensionless coordinate along the plate
$Y$	dimensionless coordinate axis normal to the plate
$\alpha$	thermal diffusivity
$\beta$	volumetric coefficient of thermal expansion
$\beta^*$	volumetric coefficient of expansion with concentration
$\mu$	coefficient of viscosity
$\omega'$	frequency of oscillation
$\omega$	dimensional frequency of oscillation
$\omega't'$	phase angle
$\omega t$	dimensional phase angle
$\nu$	kinematic viscosity
$\sigma$	electric conductivity
$\rho$	density of the fluid
$\theta$	dimensionless temperature
$\tau_x$	dimensionless local skin friction
$\bar{\tau}$	dimensionless average skin friction
$w$	conditions at the wall
$\infty$	Free stream conditions

## REFERENCES

- [1] Soundalgekar V.M., Gupta S.K. and Aranake R.N., "Free convection currents on MHD Stokes problem for a vertical plate", Nuclear Engg. Des, Vol.51, pp.403-407, 1979.
- [2] W.G. England, A.F. Emery, "Thermal radiation effects on the laminar free convection boundary layer of an absorbing gas", J. Heat transfer, Vol.91, pp.37-44, 1969.
- [3] Soundalgekar V.M., Gupta S.K. and Birajdar N.S., "Effects of Mass transfer and free convection currents on MHD Stokes problem for a vertical plate". Nuclear Engg. Des., Vol.53, (1979), pp.339-346, 1979.
- [4] V.M.Soundalgekar, H.S.Takhar, "Radiation effects on free convection flow past a semi-infinite vertical plate", Journal of Modeling, Measurements and Control, Vol.51, pp.31-40, 1993.
- [5] M.A.Hossian, H.S.Takhar, "Radiation effect on mixed convection along a vertical plate with uniform surface temperature", Heat and mass Transfer, Vol.31, pp.243-248, 1996.
- [6] A.Raptis, C.Perdikis, "Radiation and free convection flow past a moving plate", Int. J. App. Mech. and Eng., Vol.4, pp.817- 821, 1999.
- [7] A.Raptis, C.Perdikis, "Thermal radiation of an optically thin gray gas", Int. J. App. Mech. and Eng., Vol.8, pp.131-134, 2003.
- [8] V.M.Soundalgekar, "Free convection effects on the flow past a vertical oscillating plate", Astroph. and Space Sci., Vol.64, pp.165-172, 1979.
- [9] V.M.Soundalgekar, S.P.Alolkar, "Effects of free convection currents and mass transfer on the flow past a vertical oscillating plate", Astrophysics and Space Science, Vol.89, pp.241- 254, 1983.
- [10] V.M.Soundalgekar, R.M.Lahurikar, S.G.Pohanerker, N.S.Birajdar, "Effects of mass transfer on the flow past an oscillating infinite vertical plate with constant heat flux", Thermophysics and Aero Mech., Vol.1, pp.119-124, 1994.
- [11] B.Shanker and N.Kishan, "The effect of mass transfer on the MHD flow past an impulsively started infinite vertical plate with variable temperature or constant heat flux", Journal of Energy, Heat and Mass Transfer, Vol.19, pp.273-278, 1997.
- [12] V.M. Soundalgekar, M.R.Patil and M.D.Jahagirar, "MHD Stokes problem for a vertical infinite plate with variable temperature", Nuclear Engineering and design, Vol.64, pp.39-42, 1981.
- [13] A.K.Singh and N.C.Sacheti, "Finite difference analysis of unsteady hydromagnetic free-convection flow with constant heat flux", Astrophysics and Space Science, Vol.150, pp.303-308, 1988.
- [14] B.Gebhart, L.Pera, "The nature of vertical natural convection flows resulting from the combined buoyancy effects of thermal and mass diffusion", Int. J. Heat Mass Transfer, Vol.14, pp.2025-2050, 1971.
- [15] B.Carnahan, H.A.Luther, J.O. Wilkes, "Applied Numerical Methods", John Wiley and sons, New York, 1969.



# International Journal of Innovative Research in Science, Engineering and Technology

(An ISO 3297: 2007 Certified Organization)

Vol. 3, Issue 2, February 2014

## BIOGRAPHY



**Dr R Muthucumaraswamy**, received his B.Sc. degree in Mathematics, from Gurunanank College, University of Madras in 1985, M.Sc. degree in Applied Mathematics from Madras Institute of Technology, Anna University in 1987, M.Phil. degree in Mathematics from Pachaiyappas' College, University of Madras in 1991 and Ph.D. degree in Mathematics from Anna University in 2001. His area of specialization in Theoretical and Computational Fluid Dynamics. He published 210 papers in National/International journals and in conferences. He completed two funded projects from Defence Research and Developmental Organization in 2009 and 2012. He received best teacher award in the year 2001. Currently, working as a Professor and Head, Department of Applied Mathematics, Sri Venkateswara College of Engineering, Sriperumbudur, India.



**Mr B Saravanan**, received his B.Sc. degree in Mathematics from Sacred Heart College, University of Madras in 2000, M.Sc. degree in Mathematics from Ramanujan Institute for Advanced study in Mathematics (RIASM), University of Madras in 2002 and M.Phil. degree in Mathematics, from RIASM, University of Madras in 2003. He received gold medals in B.Sc and M.Sc. Currently working as Assistant Professor, Department of Applied Mathematics, Sri Venkateswara College of Engineering, Sriperumbudur, India.